RIVANNA

WATER & SEWER AUTHORITY

Board of Directors Meeting

August 25, 2026

2:15pm

RIVANNA WATER & SEWER AUTHORITY
695 Moores Creek Lane | Charlottesville, Virginia 22902-9016
434.977.2970
434.293.8858
www.rivanna.org

BOARD OF DIRECTORS

Regular Meeting of the Board of Directors of the Rivanna Water & Sewer Authority

DATE: **AUGUST 25, 2026**

LOCATION: **Albemarle County Service Authority**
168 Spotnap Road, Charlottesville, VA 22911

TIME: **2:15 p.m.**

AGENDA

1. ***CALL TO ORDER***
2. ***AGENDA APPROVAL***
3. ***MINUTES OF PREVIOUS BOARD MEETING ON JULY 28, 2026***
4. ***RECOGNITION***
5. ***EXECUTIVE DIRECTOR'S REPORT***
6. ***ITEMS FROM THE PUBLIC***
   Matters Not Listed for Public Hearing on the Agenda
7. ***RESPONSES TO PUBLIC COMMENTS***
8. ***CONSENT AGENDA***
   a. *Staff Report on Administration & Communications*
   b. *Staff Report on CIP Projects*
   c. *Staff Report on Drought Monitoring*
   d. *Staff Report on Finance*
   e. *Staff Report on Information & Operational Technology*
   f. *Staff Report on Maintenance*
   g. *Staff Report on Operations*
   h. *Staff Report on Wholesale Metering*
   i. *Award of Contract for Lake Management Services (RFP # 26-08) – Jones Lake Management*
   j. *Approval to Amend Professional Engineering Services Agreement– Moores Creek Administration Building Renovation and Addition Project – Short Elliot Hendrickson Inc.*

9. OTHER BUSINESS

a. *Presentation and Consider Vote to Approve Professional Engineering Services Authorization – North Rivanna Waterline Replacement and River Crossing Project – Kimley-Horn and Associates, Inc.*
   Jennifer Whitaker, P.E., Director of Special Projects, CIP, and Dam Safety

b. *Presentation: Reservoirs, Drought and Operational Strategies*
   Daniel Campbell, Director of Operations and Environmental Services

c. *Presentation: Laboratory Facilities and Resources*
   Madison Kelly, Laboratory Manager

10. OTHER ITEMS FROM BOARD/STAFF NOT ON THE AGENDA

11. CLOSED MEETING

12. ADJOURNMENT

GUIDELINES FOR PUBLIC COMMENT AT RIVANNA BOARD OF DIRECTORS MEETINGS

If you wish to address the Rivanna Board of Directors during the time allocated for public comment, please raise your hand or stand when the Chairman asks for public comments.

Members of the public requesting to speak will be recognized during the specific time designated on the meeting agenda for "Items From The Public, Matters Not Listed for Public Hearing on the Agenda." Each person will be allowed to speak for up to three minutes. When two or more individuals are present from the same group, it is recommended that the group designate a spokesperson to present its comments to the Board and the designated speaker can ask other members of the group to be recognized by raising their hand or standing. Each spokesperson for a group will be allowed to speak for up to five minutes.

During public hearings, the Board will attempt to hear all members of the public who wish to speak on a subject, but it must be recognized that on rare occasion comments may have to be limited because of time constraints. If a previous speaker has articulated your position, it is recommended that you not fully repeat the comments and instead advise the Board of your agreement. The time allocated for speakers at public hearings are the same as for regular Board meetings, although the Board can allow exceptions at its discretion.

Speakers should keep in mind that Board of Directors meetings are formal proceedings and all comments are recorded on tape. For that reason, speakers are requested to speak from the podium and wait to be recognized by the Chairman. In order to give all speakers proper respect and courtesy, the Board requests that speakers follow the following guidelines:

- Wait at your seat until recognized by the Chairman.
- Come forward and state your full name and address and your organizational affiliation if speaking for a group;
- Address your comments to the Board as a whole;
- State your position clearly and succinctly and give facts and data to support your position;
- Summarize your key points and provide the Board with a written statement, or supporting rationale, when possible;
- If you represent a group, you may ask others at the meeting to be recognized by raising their hand or standing;
- Be respectful and civil in all interactions at Board meetings;
- The Board may ask speakers questions or seek clarification, but recognize that Board meetings are not a forum for public debate; Board Members will not recognize comments made from the audience and ask that members of the audience not interrupt the comments of speakers and remain silent while others are speaking so that other members in the audience can hear the speaker;
- The Board will have the opportunity to address public comments after the public comment session has been closed;
- At the request of the Chairman, the Executive Director may address public comments after the session has been closed as well; and
- As appropriate, staff will research questions by the public and respond through a report back to the Board at the next regular meeting of the full Board. It is suggested that citizens who have questions for the Board or staff submit those questions in advance of the meeting to permit the opportunity for some research before the meeting.

The agendas of Board meetings, and supporting materials, are available from the RWSA/RSWA Administration office upon request or can be viewed on the Rivanna website.

Rev. September 7, 2022

RIVANNA WATER & SEWER AUTHORITY
695 Moores Creek Lane | Charlottesville, Virginia 22902-9016
434.977.2970
434.293.8858
www.rivanna.org

RWSA BOARD OF DIRECTORS
Minutes of Regular Meeting
July 28, 2026

A regular meeting of the Rivanna Water and Sewer Authority (RWSA) Board of Directors was held on July 28, 2026, at 2:33 p.m. at the Albemarle County Service Authority conference room, 168 Spotnap Road, Charlottesville, VA 22911.

Board Members Present: Jeff Richardson, Sam Sanders, Lauren Hildebrand, Ann Mallek, Lloyd Snook, and Quin Lunsford (participated remotely).

Board Members Absent: Mike Gaffney.

Rivanna Staff Present: Bill Mawyer, Dave Tungate, Lonnie Wood, Leah Beard, Daniel Campbell, Westley Kern, Jacob Woodson, Victoria Fort, Jon Williams, Austin Marrs, Deborah Anama, Brian Ayala, Megan Shumate, Rheanna Daily, Marci Thomas, David White, Katie McIlwee, Bethany Houchens, Tom Corrice.

Attorney(s) Present Valerie Long

1. CALL TO ORDER

Mr. Sanders convened the July 28, 2026 regular meeting of the Board of Directors of the Rivanna Water and Sewer Authority at 2:33 p.m.

2. AGENDA APPROVAL

Mr. Sanders asked if there were any changes or suggestions regarding the agenda. Hearing none, he asked if there was a motion.

Ms. Mallek moved that the Board of Directors approve the agenda. Mr. Snook seconded the motion, which carried unanimously (5-0). (Mr. Gaffney was absent, Mr. Lunsford was not yet approved to participate remotely)

Remote participation request from Mr. Lunsford.

Mr. Sanders asked Mr. Lunsford to state his location and reason for his remote participation in today's meeting.

Mr. Lunsford stated he was in Nags Head, North Carolina, for a personal family matter.

Mr. Snook moved that the Board of Directors allow Mr. Lunsford to participate remotely in the meeting. Ms. Mallek seconded the motion, which carried unanimously (6-0). (Mr. Gaffney was absent)

DRAFT

3. MINUTES OF PREVIOUS BOARD MEETING ON JUNE 23, 2026

Ms. Long noted there were some technical corrections to the minutes of the previous Board meeting that had been shared by Mr. Snook, which she could read out if necessary.

Ms. Mallek moved that the Board of Directors approve the minutes of the previous Board Meeting on June 23, 2026, as amended. Mr. Snook seconded the motion, which carried unanimously (6-0). (Mr. Gaffney was absent)

4. RECOGNITION

a. Resolution of Appreciation for Ms. Lauren Hildebrand

Mr. Richardson read the Resolution of Appreciation for Ms. Lauren Hildebrand into the record.

Resolution of Appreciation for Ms. Lauren Hildebrand

***WHEREAS**, Ms. Hildebrand has served as a member of the Rivanna Water & Sewer Authority Board of Directors since June 2017 and;*

***WHEREAS**, over that same period Ms. Hildebrand has demonstrated leadership in water and sewer systems and has been a valuable member of the Board of Directors and a resource to the Authority; and*

***WHEREAS**, Ms. Hildebrand's understanding of the operations of the Water & Sewer Authority has supported a strategic decision-making process that provided benefits to the customers served by the City of Charlottesville and the community as a whole. Through the leadership and skillful support of Ms. Hildebrand, major regional initiatives, Agreements and projects were completed for the Authorities during her tenure including:*

- *The "Observatory Water Treatment Plant, Raw Water Pumping and Piping Upgrade Cost and Capacity Allocation Agreement" of 2020 to renovate and expand the water production capacity of the Observatory Water Treatment Plant from 7.7 to 10 mgd, as well as to replace and upgrade the raw water pump stations and pipelines between the Ragged Mountain Reservoir and the Observatory Water Treatment Plant*

- *The "Northern Area Drinking Water Projects Agreement" of 2022 to allocate costs for construction of capacity and non-capacity drinking water infrastructure projects located north of the South Fork Rivanna River*

- *The "First Amendment to the Ragged Mountain Dam Project Agreement" of 2023 to increase the community's water supply by adding 700 million gallons to the Ragged Mountain Reservoir*

- *Major renovations of the South Rivanna, Observatory, Crozet and Red Hill Water Treatment Plants*

DRAFT

- *Construction of the Central Water Line, a major drinking water pipeline to serve the Urban Area*

- *A Strategic Plan for the Authority*

NOW, THEREFORE, BE IT RESOLVED *that the Rivanna Water & Sewer Authority Board of Directors recognize, thank, and commend Ms. Hildebrand for her distinguished service, efforts, and achievements as a member of the Rivanna Water & Sewer Authority and present this Resolution as a token of esteem with best wishes in her future endeavors.*

BE IT FURTHER RESOLVED *that this Resolution be entered upon the permanent Minutes of the Rivanna Water & Sewer Authority.*

Michael Gaffney, Chairman
Quin Lunsford
Ann Mallek
Jeff Richardson
Samuel Sanders, Jr.
Lloyd Snook

Bill Mawyer, Executive Director, stated it had been a pleasure to have Ms. Hildebrand on the Board for nine years. He stated they had worked together, and she and Mr. O'Connell and now Mr. Lunsford had done a lot of good things for the community, and she had been a big part in moving the water supply plan projects forward. He gave Ms. Hildebrand a flower arrangement and stated he hoped she would enjoy her retirement and come back and visit them.

Ms. Hildebrand stated that when she came to Charlottesville 19 years ago, they had some major maintenance issues with all three organizations: the City Utilities, the Service Authority, and Rivanna. She stated she thought they had overcome that. Now, they were on a cadence where they were handling things. For example, City Utilities had rehabbed and replaced almost 45% of their sewer lines, which was a big accomplishment. She stated she was very fortunate to have worked, not only in this job but in her previous job, with some great utility professionals, and it made her love the utility world that she worked in. She stated for that, she was very, very grateful.

5. EXECUTIVE DIRECTOR'S REPORT

Bill Mawyer, Executive Director, introduced new staff members: Brian Ayala, who was the new Director of Information and Operational Technology, from Bakersfield, California with a BA in Communications from California State University and had worked in the oil industry. Mr. Ayala stated he was happy to join Rivanna Authorities and to help protect the work of RWSA, the environment and the community.

Mr. Mawyer introduced Megan Shumate, the new Human Resources Manager, who came to them from Pennsylvania with a BS in General Psychology from the University of Pennsylvania; and Rheanna Daily, the new Grants Program Coordinator, who was coming to them from Alaska with a BA in Human Development from the New York State University at Oswego.

DRAFT

Ms. Daily stated she worked with the Kenaitze Indian Tribe, a Native American sovereign nation, and with their elder's program, doing a lot of grant work and advocacy for that community, and really found a passion in both areas.

Mr. Mawyer also introduced Marci Thomas, the new Engineering Construction Inspector, who had a BS in Business from the State University of New York and many years of construction experience.

Mr. Mawyer reported that their organization recently held an emergency response training session with all their management team to review their Rivanna Emergency Operations Plan and their Continuity of Operations Plan. He stated that in a 24/7/365 environment in which they worked, they had to plan and train for emergencies. He explained that they had designated the South Rivanna Water Treatment Plant as their backup headquarters. They had IT and other facilities there in case they needed to relocate headquarters from Moores Creek to South Rivanna Water Treatment Plant, with the Observatory Treatment Plant as the next backup.

Mr. Mawyer stated they had completed several community education events recently. Mr. Tungate gave a presentation to the Pantops Community Advisory Committee about some of their projects. They were also pleased to give a facility tour to their new Water and Sewer Board member, Jason McIlwee. He congratulated Mr. McIlwee on his appointment as Director of Utilities for the City, and noted that they looked forward to having Jason on the Board.

Mr. Mawyer stated that they added information on their webpage to explain how wholesale water and sewer charges were developed each year. The information reviewed their Capital Improvement Program costs as a significant driver of their charge increases.

Mr. Mawyer stated that he was pleased to report that two of their employees, Kenny Lawhorne and Rich McElfresh, were recently certified as state vehicle safety inspectors. They could now inspect vehicles for the Rivanna organization, an optimization from which they would benefit from thru reduced operational costs.

Mr. Mawyer reported that much construction was still ongoing, full speed ahead. He shared photos of the Administration Building and the addition. They were getting the fiberboard on the outside of the addition, and they poured concrete this week on the first floor of the existing building.

Mr. Mawyer reported that the Central Water Line was making progress. Water line installation had turned the corner from Jefferson Park Avenue onto Cleveland Ave headed toward Cherry Avenue. He stated that the new pump station on Reservoir Road was going up and the water lines were being installed on Woodburn Road to bring water from the Rivanna Reservoir to Ragged Mountain Reservoir. They had about 15 miles of pipeline under construction, with about 3 miles completed so far.

Mr. Mawyer provided photos of the renovated maintenance building. There used to be an open bay where they parked the vehicles, and now they were enclosing the space to create offices. He gave an update on drought monitoring, which continued to be a topic across the state. He stated that the state reported yesterday that stream flows had improved in their area, along with the

DRAFT

reservoir levels remaining normal. Precipitation and groundwater levels continued to be in a warning status; unchanged for the last month.

Mr. Mawyer further reported that South Rivanna Reservoir stopped spilling on July 4, 2026; this was the reservoir they primarily watched for water supply conditions. The drought watch was declared on July 14, 2026. South Rivanna was currently at minus 0.96 feet, which was their first trigger to go into drought watch. The urban reservoirs collectively were about 90% full, so they were in good shape.

Mr. Mawyer stated the Oasis hydraulic model indicated they had met the first two drought stage triggers: the first one was being below 80% full over 12 weeks; the second trigger was that they had a greater than 10% chance of being below 70 % full over the next 10 weeks, which indicated they were continuing into the drought stages. He stated that he had been meeting with the Rivanna Regional Drought Committee every week to talk about the factors.

Mr. Mawyer stated that the South Rivanna Reservoir level was dropping about half an inch a day, and they projected in the next 20 to 30 days, they could go into the drought warning stage, which was level two, if they did not have significant rain. He stated that was their best guess projection, which would be affected by temperatures and rainfall. He noted that with a half an inch a day drop, they would drop a foot in about 24 days. He provided a graph showing the water production for the urban area at their water treatment plants which correlated to demand.

Mr. Mawyer stated that on July 2, the urban demand was 12.4 million gallons per day (MGD). As of yesterday, which was about 2 weeks after the watch was declared, it was 9 MGD. Their consultants predicted they would see a minor 1% reduction in demand with the "drought watch" declaration. Another reason for the reduction in demand was that the weather had not been as hot as it was in the July 4 time frame. He stated that while demand was receding, it was part of their water supply strategy to hold water in the Sugar Hollow Reservoir as long as possible.

Mr. Mawyer stated that they collected similar data for Crozet, which had demand of 1.1 MGD on July 2. He stated now demand was down to about 0.7 MGD. He stated for Scottsville, data showed the demand was constant at 0.07 MGD. He stated this was just some data that they were watching to see if drought restrictions were reducing demand.

Ms. Mallek stated as she remembered, the Crozet demand was like 800,000 gallons per day. She noted there was a significant jump up by 50% when they began that first measurement there.

Mr. Mawyer explained that many times when voluntary water conservation measures are declared, water demand would increase as residents completed water-intensive chores like watering plants or washing cars before any mandatory restrictions went in place.

Ms. Mallek asked if they were surprised by that spike in demand.

Mr. Mawyer replied no. He stated that the good news was that demand seemed to be declining, so if it continued to decline or at least stabilize at a lower level, that would be a good result. They were doing everything they could to maximize use of Ragged Mountain Reservoir water through the Observatory Treatment Plant and minimize use of South Rivanna Reservoir water and the South Rivanna Water Treatment Plant. They had to use six to eight MGD from South Rivanna

DRAFT

and usually around four MGD from the Observatory each day because that was all they could distribute out of Observatory until the Central Water Line was completed. When the pipe was completed, they would be able to produce enough water from the Observatory WTP to supply the entire urban system under normal demand conditions.

Mr. Mawyer stated that he wanted to clarify a consent agenda item regarding the request for authorization to declare a “drought warning” or a “drought emergency” after consulting the Board Chair. He explained that if the reservoir level reached two feet below the top of the South Rivanna Reservoir dam before they had another meeting, the agenda item would authorize the Chair and himself to issue an increased drought declaration. He stated that this was clarified in the bottom paragraph of the Board Action Request. This request was not a declaration for today, but it gave them authorization if conditions worsened to the point they needed to make a declaration before they had another board meeting.

Ms. Mallek stated in the packet, there was a picture of the blanket drain. She asked if it was completed.

Mr. Mawyer answered that it was not complete; they were still working on it.

Ms. Mallek asked if they anticipated to get it finished before the big rains began.

Mr. Mawyer stated that he hoped so, but they had a few more months to go.

6. ITEMS FROM THE PUBLIC

Matters Not Listed for Public Hearing on the Agenda

Dede Smith thanked the Board for Rivanna's sensitivity to the grave sites at Mount Salem Church. She stated she would like to transmit a story of someone who hoped to come to the Board meeting last month but could not make it. She stated he had an ancestor buried at Mount Salem, and he was a trustee at Piedmont Baptist. She stated he told her that back in the earliest days of the Church, the founders and the people who were members back in the 19th century wanted to be buried way up front at the church as sort of a status thing. She stated that she wanted to emphasize to the Board that those oldest burials were likely to be the ones with the field stones or were unmarked altogether.

Ms. Smith stated her question went to the bond issue on the agenda today. She stated just to preface with a little history, back in the early 2000s, Rivanna used the City-owned South Fork Rivanna Reservoir Dam or something like that as collateral for a bond. She stated that the Citizens First group flagged that and notified Rivanna that it was not allowed, but Rivanna did not really respond to it. Due to this, the group sued Rivanna and won because they could not do that.

Ms. Smith stated that with that background, she now asked what they were using as collateral for these bonds. She asked for assurance that they were no longer using collateral, or they were using collateral that was of property wholly owned by the Rivanna Authority and not using collateral that was solely owned by either the City or the County or some other entity. She stated

DRAFT

she did note that they would have bond counsel at that presentation, so hopefully that could be answered.

7. RESPONSES TO PUBLIC COMMENTS

Mr. Sanders stated that he would expect Ms. Smith's question to be answered during the upcoming presentation rather than in Responses to Public Comments.

8. CONSENT AGENDA

a. Staff Report on Administration and Communications

b. Staff Report on CIP Projects

c. Staff Report on Finance

d. Staff Report on Information Technology

e. Staff Report on Maintenance

f. Staff Report on Operations

g. Staff Report on Drought Monitoring

h. Staff Report on Wholesale Metering

i. Approval to Award Term Contract for Compensation Consulting Services (RFP #26-06) - PRM Consulting Group

j. Approval to Award Term Contract for Support Services for Information Technology, SCADA, and Industrial Control Systems (RFP #26-07) - E-Merge Systems, LLC, Inframark, Magna5, MC Dean, RSM, Short Elliott Hendrickson, Inc., BizTech Fusion, LLC, Endurance IT Services, EWINNS IT Consulting

k. Approval to Award Term Contract for Pump and Haul Services for Water and Wastewater Treatment Facility Sludge (IFB #442) - Absolute Plumbing and Drain Cleaning Services, Inc.

l. Approval of Construction Change Order– Stone Robinson Tank Repair and Rehabilitation Project – (RFQ # 1135) - Waco, Inc.

m. Request for Authorization to Declare a Drought Warning or Emergency

Ms. Mallek moved that the Board of Directors approve the consent agenda as amended. Ms. Hildebrand seconded the motion, which carried unanimously (6-0). (Mr. Gaffney was absent)

DRAFT

9. OTHER BUSINESS

a. Bond Proposal - Series 2026 Bond for Construction Funding and Refunding of the 2015B Series Bond

Lonnie Wood, Director of Finance, stated that they had quite a few capital projects in progress, and many were getting ready to start up, as listed in the consent agenda. Today they were going to talk about how to fund some of these projects. He stated in May, the Board adopted a five-year CIP totaling about $604.2 million. He stated he would go over some of the bond estimates in the proposed 2026 financing, which was going to fund part of the new CIP. Then, Ted Cole, Financial Advisor with Davenport Financial, would go through the bond issuance process. He stated that finally, Chris Kulp, Bond Counsel with Hunton Andrews Kurth, would go over the legal documents. He noted they needed to have those documents approved before they could move forward with the bond issue, and Chris could address Ms. Smith's question. He clarified that their revenue bonds were pledged purely with their ability to pay for them with revenue, also known as a revenue pledge, which was why they were called revenue bonds. They did not use property to collateralize them.

Mr. Wood stated all the projects identified as part of the 2026 bond issue were shown in the new money portion of the bond issue. CIP project budgets made up the total five-year amounts they were targeting to fund through the 2026 bond issue. He noted that sometimes these projects last well over two, three, four years, and they wanted to fit the bond issue drawdown into two-year windows to meet IRS requirements, and some projects had other funding sources such as grants.

Mr. Wood stated they determined these to be their estimates for this bond issue. Some of the projects were currently being funded with the 2024 bond issue, which they closed in August 2024 for $90 million. That bond was just about expended, which was the reason they needed a new funding source going forward. The total for the new bond issue was going to be $212.4 million. In the approved CIP in May, the largest funding source identified was “new debt”, which was $454.5 million, and this $212 million was part of that “new debt”.

Mr. Wood provided a summary of the bond issue they had estimated as of last week. The first column was the new money; the funding needed for the capital projects. Every time they did a bond issue, they looked for opportunities to refinance or “refund” an older existing bond. Their 2015 Bond was originally issued at a par amount of $44.5 million and there was roughly $28.5 million of remaining balance. As of right now, the current interest rates supported a refunding, but that could change by the time they issued the bonds.

Mr. Wood stated that both of those portions of the bond, when added together, resulted in a not-to-exceed par amount of $260 million. This was made up of the $212.4 million, which was what they needed in a construction fund ready to draw from after this transaction closed, $29 million to a reserve account for the refunding, financing the cost of issuance for $700,000, and underwriting costs for $1.3 million. There was also a contingency in there for a discount.

Mr. Wood explained that what they did not know is what the interest rate was going to be by the time they sold the bonds, and the contingency gave them flexibility in dealing with those changes in the interest rate. He explained that when they offered a bond for sale, it had a par dollar

DRAFT

amount, and it had stated interest rates. If the market interest rate at that time tended to go over what they were offering, they had to pay a discount to get the same amount of funds needed as just previously described. Then, in the reverse direction, if the interest rates went down, they received a premium.

Mr. Wood stated that basically this gave them flexibility between now and late August when they sold the bonds to deal with those fluctuations in the rate. He added that tomorrow the Federal Reserve was going to have a meeting and probably would do something with the rates. The upper portion of the next slide gave them a snapshot of what happened with the 2015 refunding. He explained that there were 20 years left on that bond. Their average debt service right now was $1.913 million annually. After the refunding, they estimated it to be $1.8 million annually. This was calculated using last week's estimated rates, and the rates since then had gone up a little bit.

Mr. Wood stated there was a cash flow savings of $111,000 a year over the remaining life of the bond, that was $2.23 million savings over the 20-year remaining period, which was pretty good savings over the life of the bonds, which equaled a net present value of 5%. Their target in the financial policies was 3%, so this was well above their target, which meant it was a good candidate for refunding. The numbers in the second half of that were the estimates on the new money portion, and the annual debt service payment was estimated to be $12.5 million per year for this bond issue.

Mr. Wood stated in their 2027 budget, they programmed $36.9 million in debt charges. When they netted out their current actual debt service for existing bonds, that was $21.162 million, there was a net available of $15.8 million to fund new debt, which meant their current budget was more than enough to fund the new debt service related to the 2026 bond. Any funds left over were deposited into reserves and the Authority uses that as the pay-go-cash contribution to the CIP funds.

Ted Cole, Financial Advisor, Davenport Public Finance, stated that they were issuing the bonds through what they called a competitive bond offering. They had not picked the date yet, but it was going to be later in August. They were going to get their ratings back by the first week of August, and he would touch on that here in a moment. They were finishing up the documents that were needed to be published on certain bond platforms within the market. Then, they would probably look at the week of August 24 to see what kind of volume and economic releases were scheduled because those releases had a tendency to move the market.

Mr. Cole explained there was a lot of volatility in rates, and every economic release seemed to be taking on a greater level of importance. Therefore, they wanted to make sure when they picked the date that was as strategic as possible. He would expect these bonds to be offered for sale during the week of August 24. When they sold those bonds competitively, they were estimating about $230 million of bonds; this was for the new money and the refunding.

Mr. Cole stated the refunding could be removed if necessary. If interest rates rose and the savings were insufficient, the refunding would be dropped. He explained that the bonds would be sold to underwriters that submit purchase bids. For example, if underwriters submitted bids at

DRAFT

11:00 a.m. on a Tuesday, the bonds would be awarded to the bidder with the lowest all-in interest rate. The underwriters would then sell the bonds to individuals and other investors.

Mr. Cole clarified they were not selling these bonds directly to a bunch of individual bondholders; they were selling them to an underwriting firm who in turn then would sell those bonds to lots of individual accounts, whether they were people or institutions. This was the nature of a competitive sale, so they would pick a date, they would pick a time, bids would be received. There was a platform where this process took place that was very transparent, and the bonds would be awarded to the lowest bidder.

Mr. Cole stated that about three weeks later, they would close the sale, and that was when the money would be available to Rivanna. He continued that they had engaged with both Moody's and S&P that had rated Rivanna historically. They had calls with both of them on July 6, and had follow-up phone calls with S&P a week or so later. He stated they would expect to have the ratings in hand by the first week of August, which was on schedule for them as early as maybe later this week. They were taking a pretty deep dive into their credit history because it was a large bond issuance, $200 million, for a significant CIP.

Mr. Cole stated staff had been very responsive in their follow-up questions. They were putting their best foot forward, and they were trying to make sure they had everything they needed when they went into that credit committee, and it should all be wrapped up the first week of August. He stated the documents were in pretty good form now, although there may be some final tweaks, to which Mr. Kulp could speak. All of this process would come together in mid-August. They put everything out there for a sale date, likely the week of August 24, at which point their interest rates were locked in. About three weeks later, the money would be available for projects.

Mr. Richardson noted the Authority's rating with Moody's was AA2, but the S&P rating was AA-plus. He asked if those were different ratings or just different nomenclatures.

Mr. Cole stated they had different nomenclatures. Within the AA category, Moody's and S&P had different names for the levels. He stated that S&P had Rivanna one notch higher than Moody's.

Mr. Richardson asked if that was unusual.

Mr. Cole replied no; it happened commonly. He stated they were often on par with one another, but they went to great lengths to say that was not by design, that was just how it happened. He stated one notch apart was normal, but when they were getting more than two notches apart, there was something odd. He stated that in their current case, with Moody's, Rivanna was two notches away from AAA, and with S&P, Rivanna was one notch away.

Mr. Cole stated they were taking a hard look at that sort of managing expectations and were cautiously optimistic that they would maintain those ratings. He stated he did not think there was any real expectation of seeing an improvement. He stated and they were making sure that if there were any credit concerns for Rivanna, they were doing their best to head those off before they went to the credit committee.

DRAFT

Mr. Richardson asked if Mr. Cole had any feedback on the City's and County's AAA ratings and how that impacted the review of the Authority.

Mr. Cole replied absolutely. He stated that in that credit presentation they did spend a fair amount of time talking about the Rivanna service area because it was an important part of the Rivanna credit. He stated they spent a lot of time talking about the City and the County, and absolutely the fact that both were AAA rated. He could not set up that part of the rating agency analysis any better, as it was a very strong area in terms of credit and economic development and growth.

Mr. Cole stated that they spent a great deal of time on that topic. The other big part of the rating agency's review was the organization's member use agreement, bond indenture, and their financial performance historically and projected. A great deal of time was spent talking about showing how they expected the Rivanna system to perform financially going forward: revenues, expenses, the ability to cover this new debt, and the ability to fund this multi-year CIP. He reiterated that the agencies did drill down on that and they looked at elements of the City and the Albemarle County Service Authority credit because those were their customers.

Mr. Richardson asked if Davenport had considered the University of Virginia as an employer of 34,000 employees in one of only five universities in the United States public that were triple-AAA-rated.

Mr. Cole confirmed they absolutely highlighted all the things going on with the University and with the hospital. They were big drivers of growth and big users of water and sewer systems. They were what the rating agencies referred to as an institutional presence, which was a good thing, and the University was a strong institutional presence.

Mr. Cole stated it was not an institutional presence like a large paper mill or some other entity that might have a lot of tax base and might use a lot of water and sewer but was vulnerable to economic trends and others. In contrast, a university and hospital were two great entities to have to anchor the system revenues, the usage of the system, but also the community, because so much of what went on in this area was linked to both of those entities, and growth was a big part of that.

Mr. Richardson noted that it was reported last week that the university announced that they had just gone through a new rating and they retained their triple AAA rating.

Mr. Cole stated that it was great news, and all those things lined up very well. He stated he believed it absolutely would going forward be an important part of why Rivanna was so highly rated. There was room to go up for Rivanna, but those were really solid ratings where they were currently.

Chris Kulp, Bond Counsel, iwth Hutton Andrews Kurth, stated that he served as Rivanna's bond counsel and provided specialized legal counsel to help the Authority staff and their general counsel navigate through the securities law, federal tax law, and state law issues of bringing in bonds to the market and being able to give the winning bidder of the bonds an opinion that the Authority had followed all the necessary steps and that the interest on the bonds was tax-exempt.

DRAFT

Mr. Kulp stated that for the Board's consideration today was a resolution that did several things. He explained that it approved within parameters the bond issue and delegated to Authority officers to execute on the financing within those parameters. In Section 1, they had a not-to-exceed parameter for principal amounts, the true interest cost, final maturity, and the optional redemption premium. They also had the parameter as it related to the refunding of at least a 3% net present value savings, which was consistent with the Authority's policy.

Mr. Kulp stated if the market was such that it could not be achieved on the day of pricing, then the refunding would drop out. It could come back later, but they just would not do the refunding at that particular juncture. The resolution also approved the financing documents that were necessary to take this to a public bond offering. This included the preliminary official statement that was telling the story of Rivanna to the potential investors, had information about the Authority, as well as its two major customers, the Service Authority and the City Utilities, and the area to tell the story about the customer base and what was going on economically and financially within the Rivanna service region.

Mr. Kulp stated that the resolution also approved as to form the Thirty-Fourth Supplemental Trust Agreement. He explained they had been doing this now for a long time under a master trust agreement from 1979. Each time they issued bonds, they did a supplement to provide the specifics of that bond issue and the details as it relates to the arrangement with the Authority and its bond trustee. To confirm Mr. Wood's earlier point, the Trust Agreement pledged as collateral for the bond issue the revenues that the Authority received under the service agreement from the Service Authority and the City, and there was no other collateral. He clarified there was no real estate that was pledged to repayment of the bonds.

Mr. Kulp continued to state that the resolution also approved as to form the notice of sale that told the bond investors or the potential investors the terms of their bids. The continued disclosure agreement, which was in a public bond offering, was a means by which future investors get assurances from the Authority to continue to update applicable information, disclosures about the Authority on an annual basis, and then to provide certain special event notices if they were applicable. He stated the resolution delegated Authority officers to execute on all of this and finalize the deal once they got to market.

Ms. Mallek moved that the Board of Directors authorize the sale and award a series of 2026 revenue bonds in the amount not to exceed $260 million to fund the capital improvements within the adopted Fiscal Year 2027-2031 Capital Improvement Program. The Resolution, by its terms, will also approve the forms of (a) the Thirty-Fourth Supplemental Agreement of Trust between the Rivanna Water and Sewer Authority and the Bank of New York Mellon Trust Company, N. A. and the preliminary and (b) the Preliminary Official Statement. Mr. Richardson seconded the motion, which carried unanimously (6-0) by roll call vote. (Mr. Gaffney was absent)

b. Dam Safety Program Overview

Victoria Fort, P.E. and Senior Civil Engineer, gave an overview of their Dam Safety Program. She stated that first, she would explain why dam safety was so important. According to statistics around the beginning of the year, there were about over 92,000 dams in the United States with an

DRAFT

average age of over 60 years. In Albemarle County alone, there were 243 dams, according to the state's records. While they did serve as a valuable community resource, they also came with inherent hazards. Their failure could have catastrophic consequences, including loss of life and significant economic damage.

Ms. Fort stated that without proper maintenance, routine inspection, necessary upgrades, and coordinated emergency planning, the risks associated with dams are even greater. In Virginia, the Virginia Department of Conservation and Recreation (DCR) is the regulatory authority that ensured that Virginia's dams had proper and safe design, construction, operation, and maintenance to protect public safety. In Virginia, all dams are subject to the Virginia DCR dam safety regulations except dams under a certain size, that’s height or the impounded water volume.

Ms. Fort stated any dams owned or operated by the federal government, for example, Federal Energy Regulatory Commission (FERC) dams, are exempt from state dam safety regulations. Any dams operated for mining or agricultural canal purposes might fall under other authorities as well. She stated that Rivanna's dam safety program was fairly broad. There was a group of staff that met about once a month, and they go over all the components of the program. On the left side of the slide, she had outlined some costs, which included the operations, dam engineering services or consultants, monthly mowing and brush removal at their dam sites, and miscellaneous repairs.

Ms. Fort stated that in total, it came to about $193,000 in their current fiscal year O&M budget. Their currently recently approved CIP included about $55 million for dam-specific projects. This included the Ragged Mountain Dam Pool Raise, the design of the North Rivanna Dam removal, dam concrete and steel repairs, which is a maintenance project, and dam public safety improvements, which include sirens, signage, buoys and booms, and the Beaver Creek Dam spillway upgrades.

Ms. Fort stated other components of the program include regular operations and monitoring by their Operations staff, permitting and regulatory compliance through Virginia DCR, maintenance and vegetation control, Emergency Action Plan updates, training, and exercises, regular inspections and surveys of all of their dam facilities, repairs and upgrades, studies, and then public safety and outreach components. She stated that Rivanna currently operates 10 dam facilities, seven of which are regulated by the state.

Ms. Fort stated four were high hazard, which included the South Rivanna Dam, Ragged Mountain, Sugar Hollow, and Beaver Creek Dam. Their three low hazard dams were Totier Creek, Lickinghole Creek, and Buck Mountain Property Dam. There were also three small dams which fell below those regulatory cutoffs for size, which included the North Rivanna low head dam at the North Rivanna Water Treatment Plant, Mechums River low head dam, and the Ivy Solid Waste & Recycling Center pond dam.

Ms. Fort explained that South Fork Dam is a high hazard dam built in 1965, and in the 1980s, a small hydropower facility was added, which has recently been decommissioned. It was a concrete gravity dam, 700 feet long and 54 feet tall. She stated Ragged Mountain Dam was their newest dam, built between 2012 and 2014 to replace historical dams built in 1885 and 1908 at

DRAFT

the same location. It was an earth-filled dam and their tallest dam at 125 feet tall and 785 feet long. This dam was constructed to impound an additional 12 feet of water or 700 million gallons, and the project to raise that pool level was currently underway and was expected to finish around the end of the year.

Ms. Fort stated that Sugar Hollow Dam was located up in White Hall. It was built in 1948 to replace a smaller low-head facility built in the 1920s. It was upgraded in 1998 following severe storms that damaged the crest gates and other components of the facility. It is a concrete gravity dam with a rubber crest gate or "bladder" across the top, which was installed in 2000 with other upgrades in the late 1990s, and it was recently replaced as it reached the end of its service life in 2021. This dam was 480 feet long, 96 feet tall, and in 2024, a bladder malfunction prompted some piping, SCADA alarm, and camera improvements.

Ms. Fort stated that lastly, they were working on developing a siren system. Development was underway, as they were working through some property rights and hoped to have it in place by end of the year if not early next year. She stated Beaver Creek Dam was the last of the high-hazard dams. It was built in the 1960s in coordination with the Soil Conservation District as a flood control facility as well as a water supply dam. It was an earth-filled dam, was 530 feet long and 60 feet tall. It also served as an Albemarle County Park, so there was a park adjacent with a boat ramp and other facilities.

Ms. Fort stated that there was a state road that ran across the crest of the dam, Browns Gap Turnpike. She stated spillway upgrades that were currently under design, which would put a spillway through the embankment of the dam, would involve a bridge over the new spillway to continue that road over the dam. Design work was being done with 100% funding from the Natural Resources Conservation Service (NRCS). They were hoping to get construction funding once that design work was complete.

Ms. Fort stated that two of their low-hazard dams included Totier Creek Dam and Lickinghole Creek. Shet stated that Totier Creek, which was down in Scottsville, was also a County park. It was a low-hazard dam, and it was an earth fill dam with a rock cut spillway. It was 277 feet long and 35 feet tall. She stated that Lickinghole Creek Dam was a low-hazard dam as well, built in the 1990s as a sediment basin. It did not serve the function of storing water supply, but it did hold sediment that would otherwise go into the South Fork basin. It was a concrete gravity dam, 458 feet long and 32 feet tall.

Mr. Snook asked if it was dredged from time to time.

Ms. Fort stated there were plans to dredge it when it reached a certain threshold of sediment, and they did that bathymetric survey every 10 years.

Ms. Mallek asked when the next survey would take place.

Mr. Mawyer stated that the next survey would be in 2028, and they would give the report in 2030.

Ms. Fort stated that the next and last of their low-hazard dams was the Buck Mountain Property Dam. It was a small pond dam that was built as a private pond dam and then acquired in the

DRAFT

1980s as part of the larger Buck Mountain property. She stated the dam was not owned for water supply; it was owned because it was part of that Buck Mountain property. Rivanna retained ownership of it, and it was an earth-filled dam, 190 feet long and 33 and a half feet tall.

Ms. Fort stated that the primary spillway had reached the end of its useful life, so they inspected it on a regular basis, and they understood it would require repair or removal to address these known deficiencies. She stated that next, she would discuss three unpermitted dams. These were unpermitted again because they either fell below a certain height or the impoundment was below the state's threshold for regulation. On the top left was the North Rivanna low-head dam that was located adjacent to the North Rivanna Water Treatment Plant, and it was slated for removal once that plant was decommissioned in a few years.

Ms. Fort stated on the top right was the Ivy Solid Waste & Recycling Center Pond dam. She stated it used to be a low-hazard facility, and then they cut off the top of the dam and lowered the emergency spillway to decrease the amount of impoundment that could be held in that facility, and that brought it below the state's regulations. They also recently put a dry hydrant out of that facility in conjunction with the Solid Waste Authority so it could be used for fire suppression for facilities on site there.

Ms. Mallek asked if there was a recent change in the rules about forbidding lowering the heights of things to avoid regulation. She stated as private owners of a dam, she was told that was not allowed.

Ms. Fort stated she was not aware of that, as long as it was done with proper design, but she would defer to the state on that if she was told otherwise. She stated that the Mechums River low-head dam was built in the 1950s and had been out of service for several decades at this point. She stated that dam emergencies, as she mentioned earlier, could have extremely high impact on a community, and though they were low probability events, it was important to plan for those.

Ms. Fort stated that they were designed with a high level of conservatism to minimize the potential for failure or emergencies. The most common cause of dam emergency failure was rainfall in excess of the dam's design, basically overtopping. Other potential causes of failure included material failure, vandalism, terrorism, and accidents. She clarified that hazard potential meant the severity of consequences if the dam were to fail or if they mis-operated and released water, and it was not a reflection of a dam's condition.

Ms. Fort stated that a high hazard potential dam meant that failure would cause probable loss of life or serious economic damage. She stated significant hazard meant likely loss of life and appreciable economic damage; low hazard meant no expected loss of life, no significant economic damage. Hazard potential classification dictated the design criteria for withstanding storms, so it got larger and more severe with the higher potential consequences.

Ms. Fort stated that the Board may have heard the term probable maximum precipitation (PMP), which was basically the theoretical largest storm they could ever imagine in a particular watershed. She stated every watershed had a different probable maximum precipitation, and also they could have different durations, so a 12-hour PMP was going to be different from a 72-hour

DRAFT

PMP. She stated in Virginia, dams with a high hazard potential were required to be designed with a minimum of 90% of probable maximum flood capacity. She stated that was the flood that resulted from that amount of precipitation without failing or overtopping. Rivanna held that their dams would pass 100% of the PMP.

Ms. Fort provided a chart for a 24-hour storm event for the Sugar Hollow watershed. She stated that a two-year storm, a storm they would expect to occur once every two years, was just under four inches of rain in that 24-hour period. With a 100-hundred-year storm, it was more like nine inches of rain in 24 hours. Their PMP rainfall was 34 inches of rain in that watershed in 24 hours, which was a massive, massive storm that they had to plan for to meet state dam safety regulations.

Ms. Fort noted that Hurricane Camille in 1969 saw over 27 inches of rain overnight, which was 81% of the PMP in that area. She stated then Madison County in 1995, that same storm that led to damage to the Sugar Hollow Dam, was 25 to 30 inches of rain in 16 hours, so about 86% of the PMP.

Mr. Snook asked if there was any significance to the 100-year storm designation anymore.

Ms. Fort stated she would leave that to regulatory authorities. She stated that it was typically what was used for construction regulations and setbacks, as well as economic analysis.

Mr. Snook stated he remembered in 1969 and 1972, they had 500-year storms within three years of each other.

Ms. Mallek stated that it was a math formula, but she thought it was about probability.

Ms. Fort stated it was probabilistic, but then there was also storm modeling that went into it. She stated that this data was from NOAA Atlas 14.

Mr. Snook noted they did not have 500 years of data.

Ms. Fort stated that they maintained dam Emergency Action Plans (EAP) for their four high-hazard dams. They also maintained a simplified document called an emergency preparedness plan for their low-hazard dams, and that was required by the state. These contained a set of pre-planned actions to minimize or alleviate emergency conditions at the dam. These contained procedures and information on how to issue early warning notifications to enable them to minimize the loss of life and any property damage that could occur during an emergency event.

Ms. Fort stated it laid out how to coordinate among the Virginia Department of Emergency Management, local emergency services, police, Fire and Rescue, Virginia Department of Transportation media, local government, important property owners, other stakeholders. She stated they maintained these four high-hazard dams. She stated these plans were currently under update, and showed the cover of the with the Ragged Mountain Dam Temporary Construction EAP. This change was to conform with other state-regulated dams. She stated the previous format was more in line with FERC dams, and as they had decommissioned the South Rivanna hydropower facility, they were no longer subject to FERC regulations.

DRAFT

Ms. Fort explained that general responsibilities under the EAPs for Rivanna included verifying and assessing emergency conditions at the dam, notifying participating emergency management agencies, taking corrective actions at the facility when possible, issuing condition status reports, and then declaring a termination of the emergency at the facility. She stated outside agencies included emergency services, but also local governments and potentially state governments, would receive these condition status reports from Rivanna, notify the public, and assist with coordinating and conducting evacuations and other mutual aid type services, if needed.

Ms. Fort provided an example of a notification chart included in their EAPs. The way that they classified emergencies was that they fell under three conditions: Stage I, Stage II, and Stage III. She stated that Stage I meant there was some kind of emergency, usually it was rainfall, that was not expected to lead to failure, but it did warrant additional monitoring and sometimes outside notifications. Stage II was a potential failure situation developing. An example of that might have been new seepage identified at one of the earthen dams that seemed to be progressing. Stage III would be where failure of a dam was imminent or had just occurred and would have required likely downstream evacuation.

Ms. Fort stated they had different call-down notification lists for each of those scenarios and specific written prompts for each of those as well written into the EAPs. She provided an example of their dam breach inundation maps. These maps showed them where the high-hazard dam would flood under different conditions. Usually, they included a sunny day failure when there had not been rain and a PMF breach when there had been a 30-inch rain event.

Ms. Fort stated this would show them which areas were expected to be inundated and what structures would be affected. In yellow and blue, they could see the areas that would be flooded. She stated in red, they could see the structures that would be affected. Then, the green call-outs were included in the maps at critical intersections or road crossings or just critical locations. It told them when the flood wave would be expected to arrive, when they would expect a peak flood, how high the water level would be over the roadway. This would assist emergency services with knowing how to help various communities and what roads might be closed.

Ms. Mallek asked if this map was for the new spillway.

Ms. Fort answered that these were the maps that accompanied the 2014 construction of the new Ragged Mountain Dam, and they were working on new maps for the pool raise level.

Ms. Fort continued that some projects that they had underway included recent modifications to air piping that were related to the bladder failure up at Sugar Hollow a couple of years back; that was completed last summer. She stated the Ragged Mountain Pool Raise project was underway and was expected to be completed by the end of the year. She stated they also had a new raw water intake under construction at the South Rivanna Dam, which was in the beginning phases of construction. In planning and design, they had public safety improvements at South Rivanna, Sugar Hollow, and Ragged Mountain. Those included audible warning siren systems downstream of those facilities. They were also working through the design of the Beaver Creek Dam spillway upgrades, as she had mentioned earlier. She stated they had their dam concrete and steel repairs project, which was basically repairs to surface concrete where items had worn down, keeping the dams in good service for the foreseeable future. She stated that lastly was the North

DRAFT

Rivanna Dam removal, which would occur immediately following the decommissioning of that plant in a few years.

Ms. Fort stated that they did a lot of work around the clock, all year long to keep these dams in shape. That included debris removal, seasonal clearing, instrumentation, maintenance, calibration, implementing public safety plans, replacing signage where needed, and emergency planning. She noted they were planning an EAP tabletop exercise later that year for Ragged Mountain and South Fork, which they were looking forward to.

Ms. Mallek asked about the impact of having South Fork Dam's outward side dry because osmosis was going to pull water through the concrete instead of having it drop over the top.

Ms. Fort stated the bigger concern would be with their earthen facilities if they had a rapid drawdown on the upstream side. With the reservoir level dropping during drought conditions, she did not know that there was necessarily an immediate dam safety concern. There was always seepage through these facilities. She did not know that it would change significantly, but it would have a higher evaporation rate with the lower pool level, smaller surface area.

Ms. Mallek stated that they used to see the water level go down, but now she was seeing dry clay.

Ms. Fort stated it still made its way through, and they were also subject to minimum stream flow requirements, which were met through gates at that facility.

Ms. Mallek stated when Ms. Fort was talking about the hazard levels, the topography downstream of the location had a lot to do, and there was some amount of mapping. She stated if it was high stone, then it might send the water further, but it had a different expectation than if it were low and flat or like Moores Creek, if they had a whole lot of houses right down there at Avon Street before the spillway was improved.

Ms. Fort replied yes; topography played a huge role in that, as did the overland conditions in their watershed. She stated if it was a highly developed watershed, they were going to see a peak on the upstream side sooner than she would in a forested or grassy watershed. The topography of the stream downstream was obviously going to contribute to how quickly the water could get out rather than going up.

10. OTHER ITEMS FROM BOARD/STAFF NOT ON THE AGENDA

There were none.

11. CLOSED MEETING - PERSONNEL

(Motion, second and roll call vote to enter into a combined session to discuss confidential information related to confidential performance evaluations, goals and objectives of specific personnel as permitted by the personnel exemption at Section 2.2-3711A(1) of the Code of Virginia)

DRAFT

Mr. Snook moved that the Board of Directors enter into a combined closed session with the Rivanna Solid Waste Authority to discuss confidential information related to confidential performance evaluations, goals, and objectives of specific personnel as permitted by the personnel exemption at Section 2.2-3711A(1) of the Code of Virginia. Ms. Mallek seconded the motion, which carried unanimously (6-0) by roll call vote. (Mr. Gaffney was absent)

(Motion, second and roll call vote to certify the closed session)

Mr. Snook moved that the Board of Directors hereby certifies by recorded vote that, to the best of each member's knowledge, only public business matters lawfully exempted from the open meeting requirements of the Virginia Freedom of Information Act and identified in the motion authorizing the closed meeting were heard, discussed or considered in the closed meeting to which this certification resolution applies. Ms. Mallek seconded the motion, which carried unanimously (6-0) by roll call vote. (Mr. Gaffney was absent)

Mr. Richardson thanked Mr. Mawyer for his past performance and leadership for the last 10 years.

Mr. Sanders moved that the Board of Directors approve a 3% merit adjustment for the Executive Director, consistent with the department's merit policy. Ms. Mallek seconded the motion, which carried unanimously (6-0) by roll call vote. (Mr. Gaffney was absent)

(Complete and close the RWSA meeting, then complete and close the RSWA meeting)

12. ADJOURNMENT

The meeting adjourned at 4:36 p.m.

DRAFT

695 Moores Creek Lane | Charlottesville, Virginia 22902-9016
434.977.2970
434.293.8858
www.rivanna.org

MEMORANDUM

TO: **RIVANNA WATER & SEWER AUTHORITY BOARD OF DIRECTORS**

FROM: **BILL MAWYER, EXECUTIVE DIRECTOR**

SUBJECT: **EXECUTIVE DIRECTOR'S REPORT**

DATE: **AUGUST 25, 2026**

STRATEGIC PLAN PRIORITY: EMPLOYEE DEVELOPMENT

Congratulations

An article by our *Safety Manager*, George Cheape, was featured in the Summer 2026 edition of *Tap into Virginia*, an AWWA publication. George's article addressed core safety practices, pre-construction planning, field oversight, contractor qualifications, incident responses, and communication. George is a member of the VA AWWA/VWEA Joint Safety Committee.

New Team Member

We are excited to welcome a new staff member to support the mission of the Authorities.

Justin Cooner, P.E., *Civil Engineer*, joined our Engineering team to support management of CIP projects. Justin earned both his Bachelor of Science Degree and Master of Science Degree in Civil Engineering from Georgia Institute of Technology and holds his Professional Engineer license in Virginia. Justin worked with VDOT for the last five years, with the last two as a Senior Planning Specialist.

STRATEGIC PLAN PRIORITY: ENVIRONMENTAL STEWARDSHIP

National Water Quality Month

National Water Quality Awareness Month promotes awareness of the importance of our water resources and starts conversations about what households and communities can do to conserve our natural water sources and ensure that we all have access to safe, clean drinking water for generations to come. The Clean Water Act in 1972 and the Safe Drinking Water Act in 1974 set federal regulations and standards for making sure our drinking water was clean and safe.

STRATEGIC PLAN PRIORITY: COMMUNICATION AND COLLABORATION

Observatory WTP Tour

On July 29, 2026, Westley Kern, *Communications and Outreach Coordinator,* provided a tour of the Observatory WTP for two groups of 7 - 12 grade students participating in UVA's Emerging Engineers program. Students in the program were assigned a project to build a filter capable of filtering water in a retention pond on UVA property.

Community Outreach

On August 10th, 2026, Daniel Campbell*, Director of Operations and Environmental Services and* Westly Kern*, Communications and Outreach Coordinator,* presented key Authority initiatives to the Places 29 Hydraulic Community Advisory Committee Meeting at Greer Elementary School. Westley and Daniel shared an overview of the Authority's history and mission as well as construction project updates about the Central Water Line, South Rivanna Reservoir to Ragged Mountain Reservoir Water Line, and Ragged Mountain to Observatory Water Line and Pump Station projects.

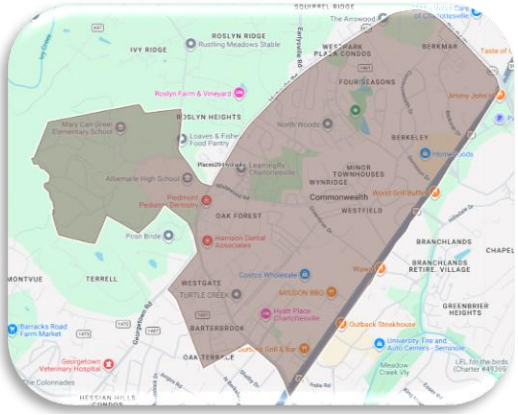

Research Partner

Dave Tungate, *Deputy Executive Director*, with Dr. Berger and his team visiting MCAWRRF on August 14, 2026

RWSA is a partner in a research project with Dr. Bryan Berger, UVA Chemical Engineering Professor, to develop a cost effective PFAS testing method. RWSA was asked to join the project team after his presentation to our Board last year. Our municipal facilities provide real world application to their proposed technology. Dr. Berger's team visited MC to collect wastewater samples to check their PFAS testing method.

STRATEGIC PLAN PRIORITY: OPTIMIZATION AND RESILIENCY

REVENUE BOND

We recently completed detailed meetings with two bond rating agencies to review the financial parameters of the Authority as well as the City, County, ACSA and our community as we prepare to issue revenue bonds to support the projects in our $604 M CIP for FY 27 – 31. After consideration of the factors, Moody's maintained a "Aa2 stable" rating, while S & P Global lowered our rating one level from "AA+" to "AA stable" due, in part, to the debt service increase required to support our CIP.

EMERGENCY LOAD RESPONSE PROGRAM (ELRP) REVENUES

During the extreme heat of early July, RWSA participated in two ELRP curtailment events for a total of about 8 hours. RWSA earned $21,000 in energy payments for voluntarily reducing electrical consumption and utilizing our diesel generator at MC. Our diesel cost to run the emergency generators was $2,865 during this same period, resulting in net revenue of $18,135.

The ELRP is a demand response program, sponsored by PJM as a regional transmission organization, designed to compensate end-use customers for voluntarily reducing electrical consumption during grid emergencies.

STRATEGIC PLAN PRIORITY: PLANNING AND INFRASTRUCTURE

Administration Building – August 14, 2026

<u>MC Concrete Repairs: Holding Pond (approx. 8 MG)</u> – August 14, 2026

<u>Central Water Line – Phase 1</u> - Cherry Avenue - August 14, 2026



Near Charlottesville Middle School

Near Tall Oaks Elementary

<u>Ragged Mtn Reservoir to Observatory WTP Pipe and Pump Station Project</u> - August 19, 2026

RIVANNA WATER & SEWER AUTHORITY
695 Moores Creek Lane | Charlottesville, Virginia 22902-9016
434.977.2970
434.293.8858
www.rivanna.org

MEMORANDUM

TO: RIVANNA WATER & SEWER AUTHORITY BOARD OF DIRECTORS

FROM: LEAH BEARD, DIRECTOR OF ADMINISTRATION & COMMUNICATIONS

REVIEWED BY: BILL MAWYER, EXECUTIVE DIRECTOR

SUBJECT: ADMINISTRATION & COMMUNICATIONS REPORT

DATE: AUGUST 25, 2026

Human Resources

The Authority's turnover rate for the current performance evaluation period which began April 1, 2026, is 12.2%, exceeding our annual Strategic Plan goal of 10%.

Megan O'Donnell Shumate, *Human Resources Manager*, continues to focus on recruitment and onboarding and has welcomed 12 new employees to the organization since joining Rivanna last month.

Alisa Cooper, *Payroll & Benefits Coordinator*, supports new employees in understanding their total compensation package, including benefits enrollment and retirement planning resources. HR also continues to partner with the Water Department in recruiting a Class One Water Operator for its Relief Operator position, expanding recruitment efforts through the AWWA Career Center.

Communications & Outreach

Westley Kern, *Communications & Outreach Coordinator*, continues to collaborate with community partners to increase awareness of Rivanna's infrastructure investments and operational initiatives. On August 10, Westley and Daniel Campbell, *Director of Operations & Environmental Services*, presented information about our projects and programs to the Hydraulic Community Advisory Committee. David Tungate, *Deputy Executive Director*, presented information about our projects and programs to the Pantops Community Advisory Committee on August 24.

Safety

George Cheape, *Safety Manager*, provided safety training and personal protective equipment to a UVA PFAS research group as they began a project in collaboration with our Wastewater team. George is also coordinating emergency radio procedures with community partners to strengthen alignment and communication across organizations.

Grants & Sustainability

Rheanna Daily, *Grants Program Coordinator*, continues to research new funding opportunities while securing reimbursements associated with existing grant awards. Rheanna is also collaborating with the Engineering team to strengthen grant administration, tracking, and coordination across the Authority.

RIVANNA WATER & SEWER AUTHORITY
695 Moores Creek Lane | Charlottesville, Virginia 22902-9016
434.977.2970
434.293.8858
www.rivanna.org

MEMORANDUM

TO: RIVANNA WATER & SEWER AUTHORITY BOARD OF DIRECTORS

FROM: AUSTIN MARRS, ENGINEERING MANAGER

REVIEWED BY: BILL MAWYER, EXECUTIVE DIRECTOR

SUBJECT: CIP PROJECTS REPORT

DATE: AUGUST 25, 2026

This memorandum reports on the status of the following major Capital Projects. *Recent significant budget, schedule, and project changes, if any, are highlighted in the project information below.*

For the current FY 27 – 31 CIP and additional project information, please visit:
CIP- Adopted May 2026 WEB.pdf

Summary

Under Construction

	Project	Construction Start Date	Construction Completion Date
1	Central Water Line, Phase 1	October 2025	December 2029
2	Red Hill Water Treatment Plant Upgrades	January 2025	June 2027
3	South Fork Rivanna River Waterline Crossing	December 2024	September 2027
4	RMR to OBWTP Raw Waterline and Pump Station	February 2025	June 2029
5	MC Building Upfits & Gravity Thickener Improvements	May 2025	May 2027
6	MC Structural and Concrete Rehabilitation	May 2025	May 2027
7	Crozet Pump Stations Rehabilitation	December 2025	July 2027
8	MC Administration Building Renovation and Addition	August 2025	December 2027
9	SVWRRF Permit Modification Upgrades	June 2026	June 2027
10	RMR Pool Raise	September 2025	December 2026
11	Sewer and Manhole Rehabilitation, Phase 2	December 2025	June 2027
12	CZWTP GAC Expansion, Phase 1	March 2026	May 2028
13	SVWRRF Generator Replacement	April 2026	June 2027
14	SRR to RMR Pipeline, Pump Station & Intake	March 2026	December 2030
15	Glenmore WRRF Upgrade, Phase 1	June 2026	August 2027
16	Stone Robinson WW Plant Repairs	July 2026	August 2026
17	Sodium Hypochlorite Tank Replacement, OBWTP	September 2026	July 2027

18	MC UV Disinfection System Replacement	November 2026	June 2029
19	SRWTP – PAC System Replacement	January 2027	June 2027
20	ISWRC Sediment Basin Repairs (RSWA)	September 2026	December 2026

Design and Bidding

21	Airport Rd Water Storage Tank and Pumps	March 2027	March 2029
22	SRWTP Floc Basin Equipment Replacement	*January 2027*	*June 2028*
23	Central Water Line, Phase 2	March 2027	December 2029
24	MC Pump Station Slide Gates, Valves, Bypass, and Septage Receiving Upgrades	March 2027	*December* 2028
25	Beaver Creek Raw Water Pump Station, Intake, & Piping	March 2027	December 2029
26	Beaver Creek Dam Spillway Modifications	January 2030	December 2032
27	Upper Schenks Branch Interceptor, Phase 2	2027	2029
28	Dam Concrete and Steel Repairs	March 2027	May 2028
29	NR River Crossing and Piping	September 2027	December 2030
30	MC Blower Ventilation Replacement	June 2027	June 2028
31	Woodburn, Pantops, and Observatory Water Tank Painting	March 2027	June 2030
32	SRWTP WW Connection	March 2028	June 2029
33	Albemarle Berkeley WWPS Replacement	September 2027	September 2029
34	Berkmar Drive Waterline	March 2028	March 2030
35	Emmet Street Waterline Betterment	April 2027	March 2030
36	Dam Public Safety Improvements	*June* 2027	December 2028
37	CZWTP Disinfection Improvements	June 2027	December 2028
38	Buck's Elbow Tank and Waterball Repairs and Painting	*June* 2027	December 2028
39	Northern Convenience Center (RSWA)	September 2027	June 2029
40	ISWRC Scale House Renovation (RSWA)	TBD	TBD
41	MC Security Improvements, Front Gate	April 2028	December 2029
42	NRWTP Decommissioning	July 2029	June 2031
43	Urban Water Storage Tank Improvements	June 2028	December 2030
44	Powell Creek Interceptor Upgrade (PC 1-5)	TBD	TBD
45	Northern Area Pressure Zone	TBD	TBD

Planning and Studies

46. Crozet Drinking Water Infrastructure Plan Update
47. Flood Protection Resiliency Study
48. ISWRC Site Improvements and Repairs (RSWA)

Under Construction

1. Central Water Line, Phase 1

Design Engineer:	Michael Baker International (Baker)
Construction Contractor:	Sagres Construction Corporation (Alexandria, VA)
Construction Start:	October 2025
Percent Complete:	26%
Base Construction Contract + Change Order to Date = Current Value:	$47,450,000
Completion:	December 2029
Budget:	$58 M

Current Status: Pipe installation on Cherry Avenue in front of Charlottesville Middle and Tall Oaks Elementary school zones was completed before the schools opened earlier this month. One pipe crew will move to Cleveland Avenue to complete installation of the RWSA 30" water line and City 8" water lines. The second pipe crew will continue laying water piping in Cherry Avenue in between the two school zones.

2. Red Hill Water Treatment Plant Upgrades

Design Engineer:	Short Elliot Hendrickson (SEH)
Construction Contractor:	Anderson Construction (Lynchburg, VA)
Construction Start:	January 2025
Percent Complete:	60%
Base Construction Contract + Change Order to Date = Current Value:	$2,067,000 - $324,625 = $1,742,375
Completion:	June 2027
Budget:	$2.05 M

Current Status: The GAC building has been delivered and constructed. Sidewalk construction around the new building is underway. Conduit installation is taking place inside the building.

3. South Fork Rivanna River Waterline Crossing

Design Engineer:	Michael Baker International (Baker)
Construction Contractor:	Faulconer (Charlottesville, VA)
Construction Start:	December 2024
Percent Complete:	70%
Base Construction Contract + Change Order to Date = Current Value:	$4,916,940 + $734,933 = $5,651,873
Completion:	September 2027
Budget:	$6.55 M

Current Status: Faulconer Construction terminated its contract with the tunnel drilling subcontractor and is hiring a second HDD subcontractor to complete the tunnel under the river, anticipated to start again in October 2026. A portion of Old Rio Mills Road will be closed for several more months during construction of the 24" waterline.

4. **Ragged Mountain Reservoir to Observatory Water Treatment Plant Raw Waterline and Pump Station**

Design Engineer:	Kimley-Horn
Construction Contractor:	Thalle Construction (Hillsborough, NC)
Construction Start:	February 2025
Percent Complete:	45%
Base Construction Contract + Change Order to Date = Current Value:	$56,532,000 - $2,779,390 + $50,931 = $53,803,541
Completion:	June 2029
Budget:	$61.5 M

Current Status: Pipe construction continues between RMR and the new pump station on Reservoir Road, as well as between the new pump station and Birdwood Golf Course on Foxhaven Farm. Masonry work continues for the exterior of the pump station. The new generator for the pump station has also been set on its concrete pad. Installation of the raw water main under US-29 via jack and bore began but ran into very large boulders that impeded the work. Staff and the Contractor continue to assess the geotechnical conditions to determine a path forward.

5. **MC Building Upfits and Gravity Thickener Improvements**

Design Engineer:	Short Elliot Hendrickson (SEH)
Construction Contractor:	English Construction (Lynchburg, VA)
Construction Start:	May 2025
Percent Complete:	35%
Base Construction Contract+ Change Order to Date = Current Value:	$9,821,000 - $189,500 = $9,631,500
Completion:	May 2027
Budget:	$11.8 M

Current Status: Framing and utility installations continue in the Blower Building. In the Vehicle Maintenance Building, the walls are being framed, insulated, and drywalled for the new office spaces. Demolition for the new oil storage room is on-going. Installation of the new sewer line is underway for the Maintenance buildings along with utility relocations for the new Chemical Building.

6. **MC Structural and Concrete Rehabilitation**

Design Engineer:	Hazen and Sawyer (Hazen)
Construction Contractor:	WM Schlosser (Hyattsville, MD)
Construction Start:	May 2025
Percent Complete:	40%
Base Construction Contract+ Change Order to Date = Current Value:	$12,967,500+$114,981 = $13,082,481
Completion:	May 2027
Budget:	$15.5 M

Current Status: Blasting and priming of the steel on the South Maintenance Shed is ongoing. Clean out of the west holding pond was completed and concrete repair work has begun. Primary Clarifier #1 repairs have begun and should be completed by the end of the month.

7. **Crozet Pump Stations Rehabilitation**

Design Engineer:	Wiley | Wilson
Construction Contractor:	Waco, Inc. (Sandston, VA)
Construction Start:	December 2025
Percent Complete:	20%
Base Construction Contract+	
Change Order to Date = Current Value:	$9,583,350
Completion:	July 2027
Budget:	$12.35 M

Current Status: In Pump Station 2, bypass pumping has been installed and tested, and most of the electrical work has been completed. The new pumps and concrete pads have been placed. Pump header piping installation and pump testing should commence next month.

8. **MC Administration Building Renovation and Addition**

Design Engineer:	SEH
Construction Contractor	Martin Horn (Charlottesville, VA)
Construction Start:	August 2025
Percent Complete:	35%
Base Construction Contract+	
Change Order to Date = Current Value	$22,094,000 + $2.2 M
Completion:	December 2027
Budget:	$29.6 M

Current Status: The second floor of the Existing structure was recently poured. Martin Horn is installing the roof of the addition and tie it into the existing roof.

9. **SVWRRF Permit Modification Upgrades**

Design Engineer:	Short Elliot Hendrickson
Construction Contractor:	Orders Construction Co.
Construction Start:	June 2026
Percent Complete:	5%
Completion:	June 2027
Budget:	$1.02 M

Current Status: A pre-construction meeting was completed in June. Contractor has begun sending their submittals for the project. They are scheduled to receive equipment and mobilize to the site in December.

10. **RMR Pool Raise**

Design Engineer:	Schnabel Engineering
Construction Contractor:	Faulconer Construction (Charlottesville, VA)
Construction Start:	September 2025
Percent Complete:	80%
Base Construction Contract+	
Change Order to Date = Current Value	$12,329,000 - $1,310,950 = $11,018,050
Completion:	December 2026
Budget:	$13.3 M

Current Status: Tree felling was completed ahead of the March 31st deadline as required by restrictions associated with the Northern Long-Eared Bat. Clean-up efforts for the fallen trees continue with anticipated completion in September. Construction of the expanded blanket drain system in the right abutment of the dam is in progress.

11. Sewer and Manhole Rehabilitation, Phase 2

Design Engineer:	CHA Consulting, Inc.
Construction Contractor:	Vortex Services, LLC (Chesapeake, VA)
Construction Start:	December 2025
Percent Complete:	80%
Base Construction Contract+	
Change Order to Date = Current Value	$1,439,440 + $117,974 = 1,557,414
Completion:	June 2027
Budget:	$2.3 M

Current Status: Pipe rehabilitation along the Woodbrook Interceptor continues. Rehabilitation along a portion of the Morey Creek Interceptor near Canterbury Road will begin in early September.

12. Crozet WTP GAC Expansion, Phase 1

Design Engineer:	SEH
Construction Contractor:	English Construction Company (Lynchburg, VA)
Construction Start:	March 2026
Percent Complete:	30%
Base Construction Contract +	
Change Orders to Date = Current Value	$9,920,000
Completion:	May 2028
Budget:	$12.2 M

Current Status: Excavation for the new clearwell is complete. Excavation for the GAC building foundation is ongoing.

13. SVWRRF Generator Replacement

Design Engineer:	Wiley|Wilson
Construction Contractor:	Carrick Contracting Corp. (Williamsburg, VA)
Construction Start:	April 2026
Percent Complete:	45%
Base Construction Contract +	
Change Orders to Date = Current Value	$825,245 - $192,417 = $632,828
Completion:	June 2027
Budget:	$1.36 M

Current Status: The duct bank and concrete pad have been installed. Contractor is installing the light pole.

14. SRR to RMR Pipeline, Intake, and Facilities

Design Engineer:	Kimley Horn

Construction Contractor:	Garney Construction (Fairfax, VA)
Construction Start:	March 2026
Percent Complete:	20%
Completion:	December 2030
Base Construction Contract + Change Orders to Date = Current Value	$87,633,497
Budget:	$107 M

Current Status: Pipe installation continues on Woodburn Road and Colthurst Drive. Construction of the foundation for the new Permanganate Building at SRWTP continues.

15. Glenmore WRRF Upgrade, Phase 1

Design Engineer:	SEH
Construction Contractor:	Maverick Construction, LLC (Grasonville, MD)
Construction Start:	June 2026
Percent Complete:	30%
Base Construction Contract + Change Orders to Date = Current Value	$1,067,125 + $259,731 = $1,326,856
Completion:	August 2027
Budget:	$1.96 M

Current Status: Piping for the blower modification has been completed. The UV channel canopy will be installed this month.

16. Stone Robinson WW Plant Repairs

Design Engineer:	Short Elliot Hendrickson (SEH)
Construction Contractor:	Waco, Inc. (Sandston, VA)
Construction Start:	July 2026
Percent Complete:	95%
Base Construction Contract + Change Orders to Date = Current Value	$276,543 + $164,273 = $440,816
Completion:	August 2026
Budget:	$0.76M

Current Status: Project includes steel repairs and coating for the wastewater package plant serving the school. Welding has been completed along with most of the coating work.

17. OBWTP Sodium Hypochlorite Tanks Replacement

Design Engineer:	Short Elliott Hendrickson (SEH)
Construction Contractor:	Waco, Inc. (Sandston, VA)
Construction Start:	September 2026
Percent Complete:	10%
Base Construction Contract + Change Order to Date = Current Value:	$227,000
Completion:	July 2027
Budget:	$293,000

Current Status: Two hypochlorite tanks have been delivered. Due to drought conditions, construction is being pushed back 60 days, to avoid the higher water demand conditions and ensure that the treatment plant remains at full capacity.

18. MC UV Disinfection System Replacement

Design Engineer:	RWSA Engineering
Construction Contractor:	RWSA Maintenance
Construction Start:	November 2026
Percent Complete:	0%
Completion:	June 2029
Budget:	$1.98

Current Status: Project includes replacement of 8 ultraviolet disinfection light banks at MC which have reached the end of their useful service life. Staff will replace them over the next 3 fiscal years. Staff are obtaining manufacturer pricing and equipment lead times for the first set of UV banks.

19. SRWTP – PAC System Replacement

Design Engineer:	SEH
Construction Contractor	Waco, Inc (Sandston, VA)
Construction Start:	January 2027
Percent Complete:	5%
Base Construction Contract+	
Change Order to Date = Current Value	$1,497,000
Completion:	June 2027
Budget:	$1.82 M

Current Status: Submittals for the powdered activated carbon tank are being processed and materials are being ordered. Based on the anticipated lead time for the PAC feed system, onsite mobilization is anticipated in January 2027. The PAC silo is scheduled to be delivered in December 2026.

20. ISWRC Sediment Basin Repairs (RSWA)

Design Engineer:	SCS Engineering
Construction Contractor:	Ridgetop Excavating (Waynesboro, VA)
Construction Start:	September 2026
Percent Complete:	0%
Base Construction Contract +	
Change Orders to Date = Current Value	$670,000
Completion:	December 2026
Budget:	$1.05 M

Current Status: Ridgetop Excavating has been awarded the construction contract. Work is anticipated to begin next month

Design and Bidding

21. Airport Rd Water Storage Tank and Pumps

Design Engineer:	SEH
Project Start:	December 2025
Project Status:	Permitting and 30% Design
Construction Start:	March 2027
Completion:	March 2029
Budget:	$7.2 M

Current Status: Coordinating permits with Albemarle County staff for one ground-level water storage tank. Architectural Review Board approved the tank design. Completed geotechnical investigations. Preparing design documents and coordinating VDH Construction permit.

22. SRWTP Floc Basin Equipment Replacement

Design Engineer:	SEH
Project Start:	July 2025
Project Status:	Bidding
Construction Start:	*January 2027*
Completion:	*June 2028*
Budget:	$2.9 M

Current Status: Advertised for bid opening on 8/31/2026.

23. Central Water Line, Phase 2

Design Engineer:	Michael Baker International (Baker)
Project Start:	July 2024
Project Status:	90% Design
Construction Start:	March 2027
Completion:	December 2029
Budget:	$21 M

Current Status: Site plan revisions were submitted to the City this month. Army Corps of Engineers determined a nationwide permit for the ACSA water line creek was not required. Easements on two City parcels will be requested from City Council following site plan approval.

24. MC Pump Station Slide Gates, Valves, Bypass, and Septage Receiving Upgrades

Design Engineer:	Hazen
Project Start:	June 2023
Project Status:	100% Design
Construction Start:	March 2027
Completion:	*December* 2028
Budget:	$10.2 M

Current Status: Design documents have been completed. Acquisition of a small parcel outside the MC fence line is needed for construction. Negotiations are underway.

25. <u>Beaver Creek Raw Water Pump Station, Intake, and Piping Improvements</u>

Design Engineer:	Hazen
Project Start:	February 2018
Project Status:	100% Design
Construction Start:	March 2027
Completion:	December 2029
Budget:	$39 M

<u>Current Status</u>: Final Plans and Specifications have been completed and are ready for advertisement this fall. Discussions with the County are underway regarding a lease for the Pump Station property. Easement acquisition for the raw water main from the pump station to the Crozet WTP is nearly complete with a "friendly" condemnation of the last remaining easement approved by the Board in June 2026. As requested by the Board, an archaeological survey of this easement is anticipated in September prior to filing the Certificate of Take.

26. <u>Beaver Creek Dam Spillway Modifications</u>

Design Engineer:	Schnabel Engineering
Project Start:	February 2018
Project Status:	80% Design
Construction Start:	January 2030
Completion:	December 2032
Budget:	$33.5 M

<u>Current Status</u>: Final design of the dam spillway upgrades is ongoing with efforts focusing on primary spillway riser modifications to meet new seismic criteria and changes to the spillway bridge design based on feedback from VDOT. A significant ($20 M) construction grant from the NRCS is anticipated. Construction on this project will begin when the new Pump Station has been completed.

27. <u>Upper Schenks Branch Interceptor, Phase 2</u>

Design Engineer:	CHA Consulting
Project Start:	July 2021
Project Status:	Design
Construction Start:	2027
Completion:	2029
Budget:	$7.1 M for RWSA section; $11 – 15 M including City section

<u>Current Status</u>: Meetings with the County and City are ongoing to finalize the piping alignment.

28. <u>Dam Concrete and Steel Repairs</u>

Design Engineer:	GAI Consultants
Project Start:	January 2025
Project Status:	100% Design
Construction Start:	March 2027
Completion:	May 2028
Budget:	$2.8 M

Current Status: Final Design Drawings are being completed for bid advertisement.

29. NR River Crossing and Piping

Design Engineer:	Kimley-Horn
Project Start:	December 2025
Project Status:	PER
Construction Start:	September 2027
Completion:	December 2030
Budget:	$16.4 M

Current Status: Completed survey and utility designations. Began detailed layout for river crossing. Conducted permitting and design coordination meetings with VDOT. Developing conceptual layout for pipe route. Wetland delineation is proceeding. Completing final modeling to determine pipe diameter and total length determinations.

30. MC Blower Building Ventilation Replacement

Design Engineer:	Hazen
Project Start:	October 2025
Project Status:	PER
Construction Start:	June 2027
Completion:	June 2028
Budget:	$1.13 M

Current Status: Hazen has received data on the existing blowers and will provide a preliminary engineering report on the necessary replacements.

31. Woodburn, Pantops, and Observatory Water Tank Painting

Design Engineer:	Whitman Requardt & Associates, LLP (WRA)
Project Start:	July 2026
Project Status:	PER
Construction Start:	March 2027
Completion:	June 2030
Budget:	$6.12 M

Current Status: Staff are negotiating a Service Authorization with WRA for design, bidding, and construction phase services. One tank will be rehabilitated per year to avoid concurrent shutdowns and adverse impacts on the water distribution system.

32. SRWTP WW Connection

Design Engineer:	HDR
Project Start:	July 2026
Project Status:	PER
Construction Start:	March 2028
Completion:	June 2029
Budget:	$1.1 M

Current Status: Project includes construction of a small-diameter sanitary sewer main that will allow disposal of residual sludge from the treatment process into the sanitary sewer in lieu of utilizing the belt press and hauling sludge off site. A Service Authorization with HDR is currently being negotiated by staff.

33. Albemarle Berkeley WWPS Replacement

Design Engineer:	Wiley|Wilson
Project Start:	July 2026
Project Status:	PER
Construction Start:	September 2027
Completion:	September 2029
Budget:	$1.33 M

Current Status: Preliminary engineering is underway to replace the 1970s-vintage wastewater pump station. Relocation of the station may be required in collaboration with the ACPS Lambs Lane Master Plan. The kickoff meeting for this project was held on 8/12/2026.

34. Berkmar Drive Waterline Betterment

Design Engineer:	Kimley-Horn
Project Start:	August 2024
Project Status:	70% Design
Construction Start:	March 2028
Completion:	March 2030
Budget:	$1.76 M

Current Status: VDOT is acquiring right-of-way for the roadway extension and will advertise for bids in 2028. RWSA waterlines will be completed concurrently with the roadway project. RWSA is requesting VDOT to install two waterlines north of the Airport Road Pump Station based on Northern Area Modeling and the future potential for dual pressure zones north of Airport Road.

35. Emmet Street Waterline Betterment

Design Engineer:	Whitman, Requardt & Associates, LLP (RWSA) Clark Nexsen (City)
Project Start:	2019
Project Status:	100% Design
Construction Start:	April 2027
Completion:	March 2030
Budget:	$7.4 M

Current Status: Staff are reviewing 100% design drawings for a water main that will be installed as part of the City's Emmet Streetscape project, with advertisement anticipated in late 2026. Permitting efforts with VDH and CSX Railroad are underway.

36. Dam Public Safety Improvements

Design Engineer:	Hazen
Project Start:	July 2025
Project Status:	PER
Construction Start:	June 2027

Completion:	December 2028
Budget:	$3.85 M

Current Status: Project includes sirens, signage, boat barriers, and other public safety features at Sugar Hollow, South Rivanna, and Ragged Mtn reservoir dams.

37. CZWTP Disinfection Improvements

Design Engineer:	SEH
Project Start:	July 2025
Project Status:	30% Design
Construction Start:	June 2027
Completion:	December 2028
Budget:	$1 M

Current Status: Design for two UV disinfection units is underway.

38. Buck's Elbow Tank and Waterball Repairs and Painting

Design Engineer:	Whitman, Requardt & Associates, LLP
Project Start:	July 2026
Project Status:	PER
Construction Start:	*June* 2027
Completion:	December 2028
Budget:	$1.99 M

Current Status: A Service Authorization is being negotiated with Whitman, Requardt & Associates.

39. Northern Convenience Center (RSWA)

Design Engineer:	TRC Companies Inc.
Project Start:	August 2024
Project Status:	100% Design
Construction Start:	September 2027
Completion:	June 2029
Budget:	$1.8 M

Current Status: Design drawings have been completed. The Water Protection Ordinance (WPO) plan is currently under County review.

40. ISWRC Scale House Renovation (RSWA)

Design Engineer:	Train Architects
Project Start:	February 2026
Project Status:	Final Design/Planning
Construction	Start: TBD
Completion:	TBD
Budget:	TBD

Current Status: The design has been completed and will be advertised for construction bids when funding is available.

41. MC Security Improvements - Front Gate

Design Engineer:	Hazen
Project Start:	2021
Project Status:	99% Design
Construction Start:	April 2028
Completion:	December 2029
Budget:	$0.72 M

Current Status: Project includes additional security gates, card access, and other security features at the entrance of MC to prevent unauthorized traffic from entering the facility. Design for this work is complete, and work will begin once the current construction projects at MC are completed due to the number of contractors that are passing through the existing gates daily.

42. North Rivanna Water Treatment Plant Decommissioning

Design Engineer:	SEH
Project Start:	July 2024
Project Status:	90% Design
Construction Start:	July 2029
Completion:	June 2031
Budget:	$3.5 M

Current Status: Demolition plans for the North Rivanna WTP are 90% complete with further design on hold pending completion of northern area projects. Design for removal of the North Rivanna low head dam is underway with grant funds anticipated from the US Fish and Wildlife Service.

43. Urban Water Storage Tank Improvements

Design Engineer:	SEH
Project Start:	July 2026
Project Status:	Preliminary Design
Construction Start:	June 2028
Completion:	December 2030
Budget:	$5.5 M

Current Status: Project will evaluate RWSA's finished water storage capacity to determine where additional tanks may be needed to improve operations. Construction of up to two water tanks is included in this project.

44. Powell Creek Interceptor Upgrade (PC 1- 5)

Design Engineer:	Hazen
Project Start:	December 2025
Project Status:	PER
Construction Start:	TBD
Completion:	TBD
Budget:	$16.4 M

Current Status: Developing scope of work to replace this sewer pipe.

45. Northern Area Pressure Zone

Design Engineer:	TBD
Project Start:	TBD
Project Status:	TBD
Construction Start:	June 2028
Completion:	December 2031
Budget:	$8 M

Planning and Studies

46. Crozet Drinking Water Infrastructure Plan Update

Design Engineer:	Hazen
Project Start:	September 2025
Project Status:	Underway
Completion:	December 2026
Budget:	$450,000

Current Status: The Crozet Area Demand Forecast report is complete. The full Drinking Water Infrastructure Plan Update Report is anticipated by October.

47. Flood Protection Resiliency Study

Design Engineer:	Hazen
Project Start:	August 2024 (MCAWRRF)
Project Status:	Preliminary Engineering/Study
Completion:	June 2026 (MCAWRRF)
Budget:	$500,000

Current Status: This project will identify flood mitigation measures for various facilities to increase their resiliency from a 1% (100-year) to a 0.2% (500-year) flooding event and is initially focusing on facilities located at Moores Creek. Hazen completed the draft report that details and recommends methods of floodproofing. Staff are reviewing the draft document. This project received $248,708.80 in grant funding from FEMA and VDEM. As the study for MCAWRRF is being completed, a study is being scoped for additional RWSA facilities, including GWRRF, SVWRRF, CZWWPS2, and the Crozet FET.

48. ISWRC Site Improvements and Repairs (RSWA)

Design Engineer:	SCS Engineering
Project Start:	July 2026
Project Status:	Preliminary Design
Construction Start:	TBD
Completion:	TBD
Budget:	$250,000

Current Status: This project will include preliminary evaluation of several improvements at the Ivy Solid Waste and Recycling Center including a new road to the transfer station, improvements to the Ivy Convenience Center, landfill cap repairs, and closure of the existing leachate pond.

695 Moores Creek Lane | Charlottesville, Virginia 22902
434.977.2970
434.293.8858
www.rivanna.org

TO: RIVANNA WATER & SEWER AUTHORITY
BOARD OF DIRECTORS

FROM: BETHANY HOUCHENS, WATER RESOURCES COORDINATOR

REVIEWED: DAVE TUNGATE, DEPUTY EXECUTIVE DIRECTOR
BILL MAWYER, EXECUTIVE DIRECTOR

SUBJECT: DROUGHT MONITORING REPORT

DATE: AUGUST 25, 2026

State and Federal Drought Monitoring as of August 19, 2026:

- U.S. Drought Monitoring Report: Indicates Albemarle County and the City of Charlottesville are in moderate drought conditions.

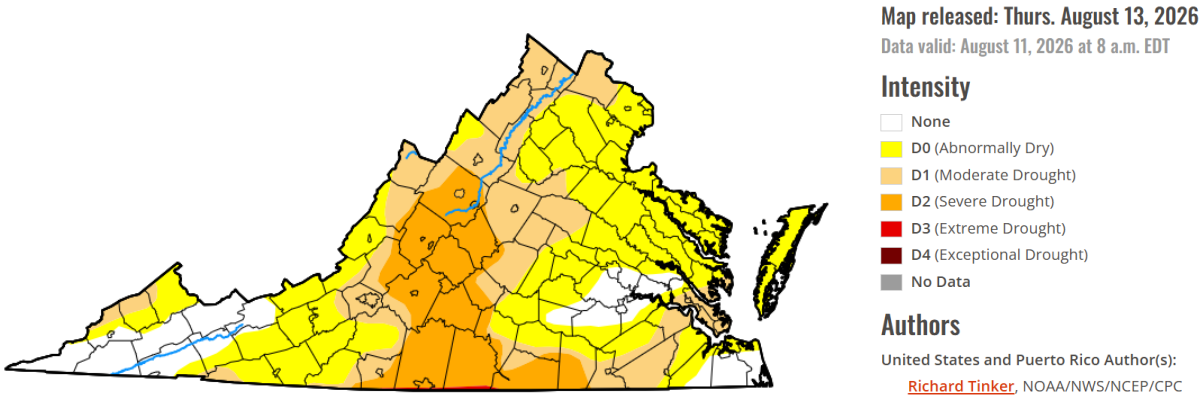

- VDEQ Drought Status Report: Our region is listed as having "Normal" reservoir levels. Streamflow and precipitation are in a "Watch" status and groundwater levels are in a "Warning" status.

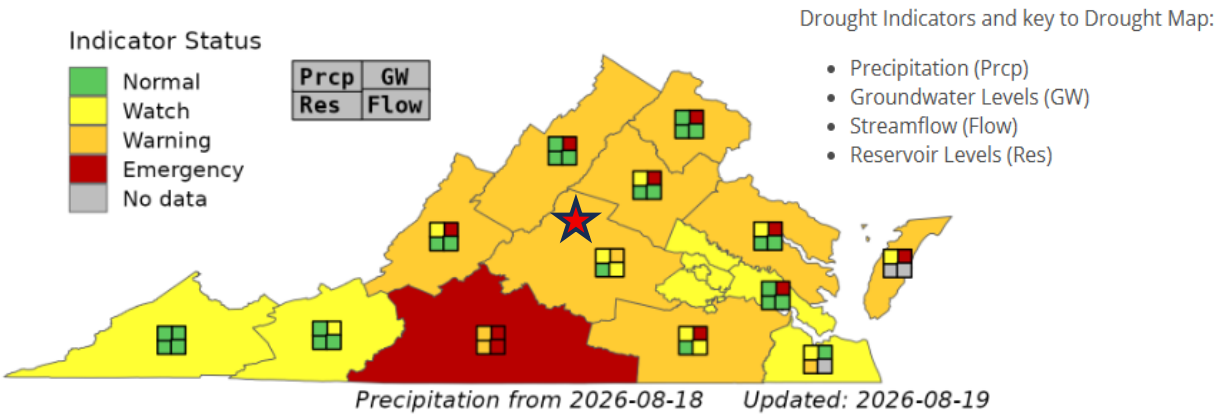

Charlottesville and Albemarle County

Precipitation & Stream Flows

Local Precipitation					
Year	Month	Observed (in.)	Normal (in.)	Departure (in.)	Comparison to Normal (%)
2022	Jan - Dec	43.53	41.61	+1.92	+5
2023	Jan - Dec	26.95	41.61	-14.66	-35
2024	Jan - Dec	39.56	41.61	-2.05	-5
2025	Jan - Dec	32.59	41.61	-9.02	-22
2026	Jan – Jul	20.77	25.69	-4.92	-19

Source: National Weather Service, National Climatic Data Center, Climate Summary for Charlottesville, Charlottesville Albemarle Airport station

Local Precipitation Summary				
4.5 Year Period	Observed (in.)	Normal (in.)	Departure (in.)	Comparison to Normal (%)
Jan 2022 – Jul 2026	163.40	192.13	-28.73	-15%

USGS Stream Gaging Station Near the Urban Area (Aug 4- Aug 10)				
Gage Name	Rolling 7-day Avg. Stream Flow		2022-2025 Mean Streamflow	
	cfs	mgd	cfs	mgd
Mechums River	60.9	39.4	115.8	100.7
Moormans River	7.5	4.9	49.5	32
NF Rivanna River	30	19.4	55.4	35.8
SF Rivanna River	119.8	77.4	196.8	127.2

Mean streamflow for Aug 4th – Aug 10th, 2025

Status of Reservoirs as of August 19, 2026

- Urban Reservoirs are 93% of Useable Capacity
- Beaver Creek Reservoir (Crozet) is 89% of Useable Capacity
- Totier Creek Reservoir (Scottsville) is 100% of Useable Capacity

Drought History in Central Virginia

- Severe: 1838, 1930, 1941, 1966, 1979, 2002, 2026
- Longest: May 2007 - April 2009; 103 weeks
- Significant: every 10 -15 years
- Drought of Record: 2001- 2002; 18 months

RIVANNA WATER & SEWER AUTHORITY
695 Moores Creek Lane | Charlottesville, Virginia 22902-9016
434.977.2970
434.293.8858
www.rivanna.org

MEMORANDUM

TO: RIVANNA WATER & SEWER AUTHORITY BOARD OF DIRECTORS

FROM: LONNIE WOOD, DIRECTOR OF FINANCE

REVIEWED: BILL MAWYER, EXECUTIVE DIRECTOR

SUBJECT: JUNE MONTHLY FINANCIAL SUMMARY – FY 2026

DATE: AUGUST 25, 2026

Financial Snapshot

The Authority's actual operating revenues for Fiscal Year 2026 are $2,177,000 over the annual budget estimates, and operating expenses are $114,000 under budget, resulting in an operating surplus of $2,063,000 which will be allocated to our Reserve accounts. Urban Water flows and operating rate revenue for this month are 4.0% over budget estimates. Urban Wastewater flows and operating rate revenue are 3.5% under budget. The Authority received $1,486,600 in PFAS litigation funds in FY 2026. Revenues and expenses are summarized in the table below:

June 2026 Year-to-Date Budget vs Actual Results:

	Budget	Actual	Variance
Operations			
Revenues	$ 30,645,901	$ 32,823,063	$ 2,177,162
Expenses	30,645,901	30,759,780	(113,879)
Surplus (deficit)	$ -	$ 2,063,283	$ 2,063,283
Debt Service			
Revenues	$ 33,413,244	$ 33,265,346	$ (147,898)
Expenses	33,413,244	33,412,316	928
Surplus (deficit)	$ -	$ (146,970)	$ (146,970)
Total			
Revenues	$ 64,059,145	$ 66,088,409	$ 2,029,264
Expenses	64,059,145	64,172,096	(112,951)
Surplus (deficit)	$ -	$ 1,916,313	$ 1,916,313

A more detailed financial analysis is in the following monthly report and reviews more closely actual financial performance compared to budgeted estimates. There are comments listed that will reference the applicable line items in the financial statement for each rate center and each support department in the following pages. Please refer to the Budget vs Actual financial statements when reviewing these comments.

Detailed Financials

The following comments help explain most of the other budget vs. actual variances.

A. Annual and Quarterly Transactions - Some revenues and expenses exceed the prorated annual budget throughout the fiscal year due to up-front annual receipts of revenue and quarterly or annual payments of expenses. These transactions appear to significantly impact the budget vs. actual monthly comparisons, but they usually even out as the year progresses. Septage receiving support revenue of $109,440 is billed to the County annually in July. Annual payments are made in July for certain maintenance agreements and for employer contributions to employees' health savings accounts. The annual payment to UVA for the Observatory WTP lease ($175,000) is made in August. Insurance premiums are generally paid at the beginning of each quarter.

B. Personnel Costs - For several departments, salaries are over the prorated budget, but those overages are reduced by health insurance premium rebates. The Maintenance, Administration/Communication, and Finance/IT departments went over budget for salaries due to final leave payouts upon retirements, overlap of salaries with replacements, and compensation study results. The Lab department salaries were also over budget due to overlap of salaries for the lab manager position this quarter. Several water operators achieved their Class 1 licenses in the past few months and received salary increases in accordance with our Personnel Management Plan.

C. Professional Services (Urban Water, Crozet Water, Administration/Communication, Finance/IT – pages 2, 3, 8, 9) – Urban Water incurred unbudgeted expenses of $216,000 in this category, including engineering and technical services of $179,000 and legal fees related to leases of $37,000. The engineering services were for VWP permit support and technical support related to water modeling for data center and Emmet St. projects or potential projects. Crozet Water spent $14,000 more than budgeted for engineering and technical services. The Finance department went $54,000 over budget in this category for the cost of an unbudgeted engineering report to the bond trustee, and the Administration department spent $18,000 over budget on grant program strategy and application development services.

D. Communication – (Urban Water, Scottsville Water, Finance/IT, Lab – pages 2, 9, 11) – The Urban Water, Finance/IT and Lab departments are over budget in this category by $31,000, 21,000, 69,000 and $12,000, respectively, for higher than anticipated telephone and data service costs.

E. Information Technology (Administration, Lab – pages 8, 11) – The Administration department is $25,000 over budget in this category for unbudgeted renewal fees for safety training and incident reporting software and website maintenance fees. The Lab spent $64,000 on unbudgeted annual subscription fees for lab information management system software.

F. Operations and Maintenance (Urban Water, Urban Wastewater, Scottsville Wastewater, Maintenance – pages 2, 5, 6, 8) – Urban Water went $343,000 over budget due to higher than estimated line break repairs and equipment maintenance and repair costs. Urban Wastewater spent $274,000 more than the budgeted for chemicals and equipment repairs. Scottsville Wastewater incurred some unbudgeted maintenance costs. The Maintenance

department incurred $92,000 on unbudgeted vehicle and equipment maintenance and repair costs.

G. Equipment Purchases – (Urban Water, Maintenance – pages 2, 10) – Urban Water incurred $14,000 in unbudgeted equipment rental costs for generators. Maintenance exceeded the annual budget allowed for equipment purchases by $175,000 for a generator and other equipment.

H. Other Services and Charges – (Urban Wastewater – page 5) - Urban Wastewater underestimated the budget for biosolids handling and transport costs and incurred extra lab analysis costs to support the discharge permit renewal application process.

Please note that the budget and these monthly budget vs. actual statements are prepared on a different basis than the annual comprehensive financial report (ACFR). Year-end adjustments are recorded every year to conform to the accounting principles required for the ACFR. These monthly statements were prepared prior to recording those year-end adjustments.

Rivanna Water & Sewer Authority
Monthly Financial Statements - June 2026
Fiscal Year 2026

Consolidated Revenues and Expenses Summary

Operating Budget vs. Actual

	Notes	Budget FY 2026	Budget Year-to-Date	Actual Year-to-Date	Budget vs. Actual	Variance Percentage
Revenues						
Operations Rate Revenue		$ 28,565,847	$ 28,565,847	$ 28,624,919	$ 59,072	0.21%
Lease Revenue		120,000	120,000	145,854	25,854	21.55%
Admin., Finance/IT, Maint. & Engineering Revenue		998,000	998,000	1,103,098	105,098	10.53%
Other Revenues		689,654	689,654	2,517,885	1,828,231	265.09%
Interest Allocation		272,400	272,400	431,307	158,907	58.34%
Total Operating Revenues		**$ 30,645,901**	**$ 30,645,901**	**$ 32,823,063**	**$ 2,177,162**	**7.10%**
Expenses						
Personnel Cost	**B**	$ 14,179,052	$ 14,179,052	$ 14,015,170	$ 163,882	1.16%
Professional Services	**C**	777,950	777,950	982,259	(204,309)	-26.26%
Other Services & Charges	**H**	4,580,981	4,580,981	4,374,846	206,135	4.50%
Communication	**D**	291,328	291,328	379,932	(88,604)	-30.41%
Information Technology	**E**	2,398,380	2,398,380	1,721,686	676,694	28.21%
Supplies		60,031	60,031	67,173	(7,142)	-11.90%
Operations & Maintenance	**F**	6,856,926	6,856,926	7,524,640	(667,714)	-9.74%
Equipment Purchases	**G**	551,250	551,250	744,074	(192,824)	-34.98%
Depreciation		950,000	950,000	950,000	(0)	0.00%
Total Operating Expenses		**$ 30,645,898**	**$ 30,645,898**	**$ 30,759,780**	**$ (113,881)**	**-0.37%**
Operating Surplus/(Deficit)		**$ 3**	**$ 3**	**$ 2,063,283**		

Debt Service Budget vs. Actual

Revenues					
Debt Service Rate Revenue	$ 31,290,304	$ 31,290,304	$ 31,290,300	$ (4)	0.00%
Septage Receiving Support - County	109,440	109,440	109,440	-	0.00%
Buck Mountain Lease Revenue	10,000	10,000	16,085	6,085	60.85%
Trust Fund Interest	456,900	456,900	303,843	(153,057)	-33.50%
Reserve Fund Interest	1,546,600	1,546,600	1,545,678	(922)	-0.06%
Total Debt Service Revenues	**$ 33,413,244**	**$ 33,413,244**	**$ 33,265,346**	**$ (147,898)**	**-0.44%**
Debt Service Costs					
Total Principal & Interest	$ 21,245,638	$ 21,245,638	$ 21,245,638	$ -	0.00%
Reserve Additions-Interest	1,546,600	1,546,600	1,545,678	922	0.06%
Debt Service Ratio Charge	725,000	725,000	725,000	-	0.00%
Reserve Additions-CIP Growth	9,896,000	9,896,000	9,896,000	-	0.00%
Total Debt Service Costs	**$ 33,413,238**	**$ 33,413,238**	**$ 33,412,316**	**$ 922**	**0.00%**
Debt Service Surplus/(Deficit)	**$ 6**	**$ 6**	**$ (146,971)**		

Summary

Total Revenues	$ 64,059,145	$ 64,059,145	$ 66,088,409	$ 2,029,264	3.17%
Total Expenses	64,059,136	64,059,136	64,172,096	(112,960)	-0.18%
Surplus/(Deficit)	**$ 9**	**$ 9**	**$ 1,916,313**		

Rivanna Water & Sewer Authority
Monthly Financial Statements - June 2026

Urban Water Rate Center
Revenues and Expenses Summary

Operating Budget vs. Actual

	Notes	Budget FY 2026	Budget Year-to-Date	Actual Year-to-Date	Budget vs. Actual	Variance Percentage
Revenues						
Operations Rate Revenue		$ 12,376,260	$ 12,376,260	$ 12,878,108	$ 501,848	4.05%
Lease Revenue		90,000	90,000	111,194	21,194	23.55%
Grants		-		296,648	296,648	
Other Revenue		-	-	1,349,451	1,349,451	
Interest Allocation		120,000	120,000	188,912	68,912	57.43%
Total Operating Revenues		**$ 12,586,260**	**$ 12,586,260**	**$ 14,824,314**	**$ 2,238,054**	**17.78%**
Expenses						
Personnel Cost		$ 2,725,694	$ 2,725,694	$ 2,715,564	$ 10,129	0.37%
Professional Services	C	220,500	220,500	436,803	(216,303)	-98.10%
Other Services & Charges	H	1,210,134	1,210,134	1,024,518	185,616	15.34%
Communications	D	91,500	91,500	122,086	(30,586)	-33.43%
Information Technology		197,100	197,100	157,381	39,719	20.15%
Supplies		10,031	10,031	13,748	(3,717)	-37.05%
Operations & Maintenance	F	3,116,833	3,116,833	3,459,997	(343,164)	-11.01%
Equipment Purchases	G	26,900	26,900	41,327	(14,427)	-53.63%
Depreciation		300,000	300,000	300,000	-	0.00%
Subtotal Before Allocations		$ 7,898,692	$ 7,898,692	$ 8,271,424	$ (372,732)	-4.72%
Allocation of Support Departments		4,687,568	4,687,568	4,437,182	250,386	5.34%
Total Operating Expenses		**$ 12,586,259**	**$ 12,586,259**	**$ 12,708,606**	**$ (122,346)**	**-0.97%**
Operating Surplus/(Deficit)		**$ 1**	**$ 1**	**$ 2,115,708**		

Debt Service Budget vs. Actual

Revenues					
Debt Service Rate Revenue	$ 15,733,661	$ 15,733,661	$ 15,733,656	$ (5)	0.00%
Trust Fund Interest	200,000	200,000	133,053	(66,947)	-33.47%
Reserve Fund Interest	744,800	744,800	745,017	217	0.03%
Lease Revenue	10,000	10,000	16,085	6,085	60.85%
Total Debt Service Revenues	**$ 16,688,461**	**$ 16,688,461**	**$ 16,627,810**	**$ (60,651)**	**-0.36%**
Debt Service Costs					
Total Principal & Interest	$ 8,904,860	$ 8,904,860	$ 8,904,860	$ -	0.00%
Reserve Additions-Interest	744,800	744,800	745,017	(217)	-0.03%
Debt Service Ratio Charge	400,000	400,000	400,000	-	0.00%
Est. New Debt Service - CIP Growth	6,638,800	6,638,800	6,638,800	-	0.00%
Total Debt Service Costs	**$ 16,688,460**	**$ 16,688,460**	**$ 16,688,677**	**$ (217)**	**0.00%**
Debt Service Surplus/(Deficit)	**$ 1**	**$ 1**	**$ (60,867)**		

Rate Center Summary

Total Revenues	$ 29,274,721	$ 29,274,721	$ 31,452,124	$ 2,177,403	7.44%
Total Expenses	29,274,719	29,274,719	29,397,283	(122,564)	-0.42%
Surplus/(Deficit)	**$ 2**	**$ 2**	**$ 2,054,841**		
Costs per 1000 Gallons	$ 3.70		$ 3.59		
Operating and DS	$ 8.62		$ 8.31		
Thousand Gallons Treated	3,397,700	3,397,700	3,536,001	138,301	4.07%
or					
Flow (MGD)	9.309		9.688		

Rivanna Water & Sewer Authority
Monthly Financial Statements - June 2026

Crozet Water Rate Center
Revenues and Expenses Summary

Operating Budget vs. Actual

	Notes	Budget FY 2026	Budget Year-to-Date	Actual Year-to-Date	Budget vs. Actual	Variance Percentage
Revenues						
Operations Rate Revenue		$ 1,562,184	$ 1,562,184	$ 1,562,184	$ -	0.00%
Lease Revenue		30,000	30,000	34,660	4,660	15.53%
Other Revenue		-	-	111,396	111,396	
Interest Allocation		15,000	15,000	23,722	8,722	58.15%
Total Operating Revenues		**$ 1,607,184**	**$ 1,607,184**	**$ 1,731,962**	**$ 124,778**	**7.76%**
Expenses						
Personnel Cost		$ 379,359	$ 379,359	$ 381,205	$ (1,846)	-0.49%
Professional Services	C	19,500	19,500	34,159	(14,659)	-75.17%
Other Services & Charges		177,582	177,582	153,077	24,505	13.80%
Communications		15,300	15,300	16,404	(1,104)	-7.21%
Information Technology		64,400	64,400	18,504	45,896	71.27%
Supplies		1,100	1,100	3,683	(2,583)	-234.79%
Operations & Maintenance		449,085	449,085	446,443	2,642	0.59%
Equipment Purchases		3,800	3,800	3,800	(0)	0.00%
Depreciation		60,000	60,000	60,000	-	0.00%
Subtotal Before Allocations		$ 1,170,126	$ 1,170,126	$ 1,117,274	$ 52,852	4.52%
Allocation of Support Departments		437,056	437,056	416,708	20,349	4.66%
Total Operating Expenses		**$ 1,607,183**	**$ 1,607,183**	**$ 1,533,982**	**$ 73,201**	**4.55%**
Operating Surplus/(Deficit)		**$ 1**	**$ 1**	**$ 197,980**		

Debt Service Budget vs. Actual

	Budget FY 2026	Budget Year-to-Date	Actual Year-to-Date	Budget vs. Actual	Variance Percentage
Revenues					
Debt Service Rate Revenue	$ 3,103,992	$ 3,103,992	$ 3,103,992	$ -	0.00%
Trust Fund Interest	32,000	32,000	21,269	(10,731)	-33.53%
Reserve Fund Interest	118,000	118,000	117,472	(528)	-0.45%
Total Debt Service Revenues	**$ 3,253,992**	**$ 3,253,992**	**$ 3,242,733**	**$ (11,259)**	**-0.35%**
Debt Service Costs					
Total Principal & Interest	$ 1,126,391	$ 1,126,391	$ 1,126,391	$ -	0.00%
Reserve Additions-Interest	118,000	118,000	117,472	528	0.45%
Estimated New Principal & Interest	2,009,600	2,009,600	2,009,600	-	0.00%
Total Debt Service Costs	**$ 3,253,991**	**$ 3,253,991**	**$ 3,253,463**	**$ 528**	**0.02%**
Debt Service Surplus/(Deficit)	**$ 1**	**$ 1**	**$ (10,730)**		

Rate Center Summary

Total Revenues	$ 4,861,176	$ 4,861,176	$ 4,974,695	$ 113,519	2.34%
Total Expenses	4,861,174	4,861,174	4,787,444	73,729	1.52%
Surplus/(Deficit)	**$ 2**	**$ 2**	**$ 187,250**		
Costs per 1000 Gallons	$ 7.93		$ 6.60		
Operating and DS	$ 23.98		$ 20.61		
Thousand Gallons Treated	202,697	202,697	232,272	29,575	14.59%
Flow (MGD)	0.555		0.636		

Rivanna Water & Sewer Authority
Monthly Financial Statements - June 2026

Scottsville Water Rate Center
Revenues and Expenses Summary

Operating Budget vs. Actual

	Notes	Budget FY 2026	Budget Year-to-Date	Actual Year-to-Date	Budget vs. Actual	Variance Percentage
Revenues						
Operations Rate Revenue		$ 851,940	$ 851,940	$ 851,940	$ -	0.00%
Other Revenue		-	-	25,793	25,793	
Interest Allocation		7,700	7,700	12,077	4,377	56.84%
Total Operating Revenues		**$ 859,640**	**$ 859,640**	**$ 889,810**	**$ 30,170**	**3.51%**
Expenses						
Personnel Cost		$ 248,090	$ 248,090	$ 250,466	$ (2,376)	-0.96%
Professional Services		15,000	15,000	19,530	(4,530)	-30.20%
Other Services & Charges		79,887	79,887	65,628	14,259	17.85%
Communications	D	18,550	18,550	39,306	(20,756)	-111.89%
Information Technology		57,000	57,000	30,770	26,230	46.02%
Supplies		200	200	2,193	(1,993)	-996.56%
Operations & Maintenance		137,220	137,220	131,674	5,546	4.04%
Equipment Purchases		2,400	2,400	3,430	(1,030)	-42.90%
Depreciation		40,000	40,000	40,000	0	0.00%
Subtotal Before Allocations		$ 598,347	$ 598,347	$ 582,997	$ 15,350	2.57%
Allocation of Support Departments		261,289	261,289	253,870	7,419	2.84%
Total Operating Expenses		**$ 859,636**	**$ 859,636**	**$ 836,867**	**$ 22,769**	**2.65%**
Operating Surplus/(Deficit)		**$ 4**	**$ 4**	**$ 52,943**		

Debt Service Budget vs. Actual

	Budget FY 2026	Budget Year-to-Date	Actual Year-to-Date	Budget vs. Actual	Variance Percentage
Revenues					
Debt Service Rate Revenue	$ 304,128	$ 304,128	$ 304,128	$ -	0.00%
Trust Fund Interest	4,200	4,200	2,795	(1,405)	-33.44%
Reserve Fund Interest	4,800	4,800	4,637	(163)	-3.40%
Total Debt Service Revenues	**$ 313,128**	**$ 313,128**	**$ 311,560**	**$ (1,568)**	**-0.50%**
Debt Service Costs					
Total Principal & Interest	$ 148,127	$ 148,127	$ 148,127	$ -	0.00%
Reserve Additions-Interest	4,800	4,800	4,637	163	3.40%
Estimated New Principal & Interest	160,200	160,200	160,200	-	0.00%
Total Debt Service Costs	**$ 313,127**	**$ 313,127**	**$ 312,964**	**$ 163**	**0.05%**
Debt Service Surplus/(Deficit)	**$ 1**	**$ 1**	**$ (1,404)**		

Rate Center Summary

Total Revenues	$ 1,172,768	$ 1,172,768	$ 1,201,370	$ 28,602	2.44%
Total Expenses	1,172,763	1,172,763	1,149,831	22,932	1.96%
Surplus/(Deficit)	**$ 5**	**$ 5**	**$ 51,539**		
Costs per 1000 Gallons	$ 49.89		$ 36.11		
Operating and DS	$ 68.07		$ 49.62		
Thousand Gallons Treated	17,230	17,230	23,174	5,944	34.50%
or					
Flow (MGD)	0.047		0.063		

Rivanna Water & Sewer Authority
Monthly Financial Statements - June 2026

Urban Wastewater Rate Center
Revenues and Expenses Summary

Operating Budget vs. Actual

	Notes	Budget FY 2026	Budget Year-to-Date	Actual Year-to-Date	Budget vs. Actual	Variance Percentage
Revenues						
Operations Rate Revenue		$ 12,610,887	$ 12,610,887	$ 12,168,111	$ (442,776)	-3.51%
Stone Robinson WWTP		19,654	19,654	113,142	93,488	475.67%
Septage Acceptance		620,000	620,000	563,704	(56,296)	-9.08%
Nutrient Credits		50,000	50,000	53,777	3,777	7.55%
Miscellaneous Revenue		-	-	-	-	
Interest Allocation		120,000	120,000	191,500	71,500	59.58%
Total Operating Revenues		**$ 13,420,541**	**$ 13,420,541**	**$ 13,090,233**	**$ (330,308)**	**-2.46%**
Expenses						
Personnel Cost		$ 1,725,025	$ 1,725,025	$ 1,706,904	$ 18,121	1.05%
Professional Services		205,000	205,000	189,171	15,829	7.72%
Other Services & Charges	H	2,742,631	2,742,631	2,824,265	(81,634)	-2.98%
Communications		15,100	15,100	12,689	2,411	15.97%
Information Technology		187,600	187,600	149,558	38,042	20.28%
Supplies		2,600	2,600	2,993	(393)	-15.13%
Operations & Maintenance	F	2,523,628	2,523,628	2,797,315	(273,687)	-10.84%
Equipment Purchases		73,500	73,500	75,195	(1,695)	-2.31%
Depreciation		470,000	470,000	470,000	(0)	0.00%
Subtotal Before Allocations		$ 7,945,084	$ 7,945,084	$ 8,228,091	$ (283,007)	-3.56%
Allocation of Support Departments		5,475,458	5,475,458	5,270,900	204,558	3.74%
Total Operating Expenses		**$ 13,420,542**	**$ 13,420,542**	**$ 13,498,991**	**$ (78,448)**	**-0.58%**
Operating Surplus/(Deficit)		**$ (1)**	**$ (1)**	**$ (408,758)**		

Debt Service Budget vs. Actual

Revenues					
Debt Service Rate Revenue	$ 11,948,147	$ 11,948,147	$ 11,948,148	$ 1	0.00%
Septage Receiving Support - County	109,440	109,440	109,440	-	0.00%
Trust Fund Interest	220,000	220,000	146,239	(73,761)	-33.53%
Reserve Fund Interest	675,000	675,000	673,916	(1,084)	-0.16%
Total Debt Service Revenues	**$ 12,952,587**	**$ 12,952,587**	**$ 12,877,743**	**$ (74,844)**	**-0.58%**
Debt Service Costs					
Total Principal & Interest	$ 11,040,988	$ 11,040,988	$ 11,040,988	$ -	0.00%
Reserve Additions-Interest	675,000	675,000	673,916	1,084	0.16%
Debt Service Ratio Charge	325,000	325,000	325,000	-	0.00%
Est. New Debt Service - CIP Growth	911,600	911,600	911,600	-	0.00%
Total Debt Service Costs	**$ 12,952,588**	**$ 12,952,588**	**$ 12,951,504**	**$ 1,084**	**0.01%**
Debt Service Surplus/(Deficit)	**$ (1)**	**$ (1)**	**$ (73,761)**		

Rate Center Summary

Total Revenues	$ 26,373,128	$ 26,373,128	$ 25,967,976	$ (405,152)	-1.54%
Total Expenses	26,373,130	26,373,130	26,450,494	(77,364)	-0.29%
Surplus/(Deficit)	**$ (2)**	**$ (2)**	**$ (482,518)**		
Costs per 1000 Gallons	$ 3.96		$ 4.13		
Operating and DS	$ 7.78		$ 8.08		
Thousand Gallons Treated	3,390,400	3,390,400	3,271,877	(118,523)	-3.50%
or					
Flow (MGD)	9.289		8.964		

Rivanna Water & Sewer Authority
Monthly Financial Statements - June 2026

Glenmore Wastewater Rate Center **Revenues and Expenses Summary**	*Budget FY 2026*	*Budget Year-to-Date*	*Actual Year-to-Date*	*Budget vs. Actual*	*Variance Percentage*
Operating Budget vs. Actual					
Notes					
Revenues					
Operations Rate Revenue	$ 673,248	$ 673,248	$ 673,248	$ -	0.00%
Interest Allocation	5,500	5,500	8,626	3,126	56.84%
Total Operating Revenues	**$ 678,748**	**$ 678,748**	**$ 681,874**	**$ 3,126**	**0.46%**
Expenses					
Personnel Cost	$ 142,586	$ 142,586	$ 141,509	$ 1,078	0.76%
Professional Services	10,000	10,000	1,534	8,466	84.66%
Other Services & Charges	45,136	45,136	52,962	(7,826)	-17.34%
Communications	20,300	20,300	22,047	(1,747)	-8.61%
Information Technology	53,450	53,450	13,930	39,520	73.94%
Supplies	-	-	0	(0)	
Operations & Maintenance	152,435	152,435	98,380	54,055	35.46%
Equipment Purchases	3,500	3,500	3,500	(0)	0.00%
Depreciation	60,000	60,000	60,000	-	0.00%
Subtotal Before Allocations	$ 487,407	$ 487,407	$ 393,863	$ 93,545	19.19%
Allocation of Support Departments	191,344	191,344	188,576	2,768	1.45%
Total Operating Expenses	**$ 678,752**	**$ 678,752**	**$ 582,439**	**$ 96,313**	**14.19%**
Operating Surplus/(Deficit)	**$ (4)**	**$ (4)**	**$ 99,435**		
Debt Service Budget vs. Actual					
Revenues					
Debt Service Rate Revenue	$ 144,948	$ 144,948	$ 144,948	$ -	0.00%
Trust Fund Interest	500	500	365	(135)	-27.08%
Reserve Fund Interest	-	-	-	-	
Total Debt Service Revenues	**$ 145,448**	**$ 145,448**	**$ 145,313**	**$ (135)**	**-0.09%**
Debt Service Costs					
Total Principal & Interest	$ 18,746	$ 18,746	$ 18,746	$ -	0.00%
Estimated New Principal & Interest	126,700	126,700	126,700	-	0.00%
Reserve Additions-Interest	-	-	-	-	
Total Debt Service Costs	**$ 145,446**	**$ 145,446**	**$ 145,446**	**$ -**	**0.00%**
Debt Service Surplus/(Deficit)	**$ 2**	**$ 2**	**$ (133)**		

Rate Center Summary					
Total Revenues	$ 824,196	$ 824,196	$ 827,187	$ 2,991	0.36%
Total Expenses	824,198	824,198	727,885	96,313	11.69%
Surplus/(Deficit)	**$ (2)**	**$ (2)**	**$ 99,302**		
Costs per 1000 Gallons	$ 16.39		$ 11.24		
Operating and DS	$ 19.91		$ 14.05		
Thousand Gallons Treated	41,401	41,401	51,813	10,412	**25.15%**
or					
Flow (MGD)	0.113		0.142		

Rivanna Water & Sewer Authority
Monthly Financial Statements - June 2026

Scottsville Wastewater Rate Center
Revenues and Expenses Summary

Operating Budget vs. Actual

	Notes	Budget FY 2026	Budget Year-to-Date	Actual Year-to-Date	Budget vs. Actual	Variance Percentage
Revenues						
Operations Rate Revenue		$ 491,328	$ 491,328	$ 491,328	$ -	0.00%
Interest Allocation		4,200	4,200	6,470	2,270	54.04%
Total Operating Revenues		**$ 495,528**	**$ 495,528**	**$ 497,798**	**$ 2,270**	**0.46%**
Expenses						
Personnel Cost		$ 142,484	$ 142,484	$ 141,509	$ 975	0.68%
Professional Services		5,000	5,000	6,036	(1,036)	-20.73%
Other Services & Charges		30,936	30,936	32,857	(1,921)	-6.21%
Communications		6,050	6,050	1,891	4,159	68.75%
Information Technology		54,750	54,750	9,137	45,613	83.31%
Supplies		-	-	0	(0)	
Operations & Maintenance	F	53,680	53,680	101,321	(47,641)	-88.75%
Equipment Purchases		3,500	3,500	3,500	(0)	0.00%
Depreciation		20,000	20,000	20,000	(0)	0.00%
Subtotal Before Allocations		$ 316,400	$ 316,400	$ 316,251	$ 149	0.05%
Allocation of Support Departments		179,127	179,127	175,572	3,555	1.98%
Total Operating Expenses		**$ 495,527**	**$ 495,527**	**$ 491,822**	**$ 3,704**	**0.75%**
Operating Surplus/(Deficit)		**$ 1**	**$ 1**	**$ 5,975**		

Debt Service Budget vs. Actual

	Budget FY 2026	Budget Year-to-Date	Actual Year-to-Date	Budget vs. Actual	Variance Percentage
Revenues					
Debt Service Rate Revenue	$ 55,428	$ 55,428	$ 55,428	$ -	0.00%
Trust Fund Interest	200	200	122	(78)	-39.21%
Reserve Fund Interest	4,000	4,000	4,637	637	15.93%
Total Debt Service Revenues	**$ 59,628**	**$ 59,628**	**$ 60,187**	**$ 559**	**0.94%**
Debt Service Costs					
Total Principal & Interest	$ 6,526	$ 6,526	$ 6,526	$ -	0.00%
Reserve Additions-Interest	4,000	4,000	4,637	(637)	-15.93%
Estimated New Principal & Interest	49,100	49,100	49,100	-	0.00%
Total Debt Service Costs	**$ 59,626**	**$ 59,626**	**$ 60,263**	**$ (637)**	**-1.07%**
Debt Service Surplus/(Deficit)	**$ 2**	**$ 2**	**$ (76)**		

Rate Center Summary

Total Revenues	$ 555,156	$ 555,156	$ 557,984	$ 2,828	0.51%
Total Expenses	555,153	555,153	552,085	3,067	0.55%
Surplus/(Deficit)	**$ 3**	**$ 3**	**$ 5,899**		
Costs per 1000 Gallons	$ 20.96		$ 26.78		
Operating and DS	$ 23.48		$ 30.06		
Thousand Gallons Treated	23,643	23,643	18,365	(5,278)	**-22.32%**
or					
Flow (MGD)	0.065		0.050		

Rivanna Water & Sewer Authority
Monthly Financial Statements - June 2026

Administration and Communication

Operating Budget vs. Actual

	Notes	Budget FY 2026	Budget Year-to-Date	Actual Year-to-Date	Budget vs. Actual	Variance Percentage
Revenues						
Payment for Services SWA		$ 417,000	$ 417,000	$ 417,131	$ 131	0.03%
Grants				3,975	3,975	
Miscellaneous Revenue		-	-	2,956	2,956	
Total Operating Revenues		**$ 417,000**	**$ 417,000**	**$ 424,062**	**$ 7,062**	**1.69%**
Expenses						
Personnel Cost	**B**	$ 1,657,525	$ 1,657,525	$ 1,719,326	$ (61,801)	-3.73%
Professional Services		103,950	103,950	121,956	(18,006)	-17.32%
Other Services & Charges		162,450	162,450	106,005	56,445	34.75%
Communications		9,200	9,200	2,079	7,121	77.41%
Information Technology	**E**	5,700	5,700	30,728	(25,028)	-439.09%
Supplies		19,600	19,600	17,160	2,440	12.45%
Operations & Maintenance		66,050	66,050	66,566	(516)	-0.78%
Equipment Purchases		9,000	9,000	9,000	-	0.00%
Depreciation		-	-	-	-	
Total Operating Expenses		**$ 2,033,475**	**$ 2,033,475**	**$ 2,072,820**	**$ (39,345)**	**-1.93%**

Department Summary

Net Costs Allocable to Rate Centers		**$ (1,616,475)**	**$ (1,616,475)**	**$ (1,648,758)**	**$ 32,283**	**-2.00%**
Allocations to the Rate Centers						
Urban Water	44.00%	**$ 711,249**	**$ 711,249**	**$ 725,454**	**$ (14,205)**	
Crozet Water	4.00%	**$ 64,659**	**64,659**	**65,950**	**(1,291)**	
Scottsville Water	2.00%	**$ 32,330**	**32,330**	**32,975**	**(646)**	
Urban Wastewater	48.00%	**$ 775,908**	**775,908**	**791,404**	**(15,496)**	
Glenmore Wastewater	1.00%	**$ 16,165**	**16,165**	**16,488**	**(323)**	
Scottsville Wastewater	1.00%	**$ 16,165**	**16,165**	**16,488**	**(323)**	
	100.00%	**$ 1,616,475**	**$ 1,616,475**	**$ 1,648,758**	**$ (32,283)**	

Rivanna Water & Sewer Authority
Monthly Financial Statements - June 2026

Finance and Information Technology

Operating Budget vs. Actual

	Notes	Budget FY 2026	Budget Year-to-Date	Actual Year-to-Date	Budget vs. Actual	Variance Percentage
Revenues						
Payment for Services SWA		$ 581,000	$ 581,000	$ 581,000	$ -	0.00%
Bond Proceeeds Funding Bond Issuance Costs		-	-		-	
Miscellaneous Revenue		-	-	11,365	11,365	
Total Operating Revenues		**$ 581,000**	**$ 581,000**	**$ 592,365**	**$ 11,365**	**1.96%**
Expenses						
Personnel Cost	**B**	$ 2,411,906	$ 2,411,906	$ 2,428,990	$ (17,084)	-0.71%
Professional Services	**C**	47,000	47,000	108,793	(61,793)	-131.47%
Other Services & Charges		55,200	55,200	61,171	(5,971)	-10.82%
Communication	**D**	73,900	73,900	142,540	(68,640)	-92.88%
Information Technology		1,550,650	1,550,650	1,088,902	461,748	29.78%
Supplies		14,000	14,000	13,661	339	2.42%
Operations & Maintenance		5,000	5,000	8,975	(3,975)	-79.51%
Equipment Purchases		7,500	7,500	7,500	-	0.00%
Depreciation		-	-	-	-	
Total Operating Expenses		**$ 4,165,156**	**$ 4,165,156**	**$ 3,860,532**	**$ 304,624**	**7.31%**

Department Summary

Net Costs Allocable to Rate Centers		**$ (3,584,156)**	**$ (3,584,156)**	**$ (3,268,167)**	**$ (315,990)**	**8.82%**
Allocations to the Rate Centers						
Urban Water	44.00%	**$ 1,577,029**	**$ 1,577,029**	**$ 1,437,993**	**$ 139,035**	
Crozet Water	4.00%	**$ 143,366**	**143,366**	**130,727**	**12,640**	
Scottsville Water	2.00%	**$ 71,683**	**71,683**	**65,363**	**6,320**	
Urban Wastewater	48.00%	**$ 1,720,395**	**1,720,395**	**1,568,720**	**151,675**	
Glenmore Wastewater	1.00%	**$ 35,842**	**35,842**	**32,682**	**3,160**	
Scottsville Wastewater	1.00%	**$ 35,842**	**35,842**	**32,682**	**3,160**	
	100.00%	**$ 3,584,156**	**$ 3,584,156**	**$ 3,268,167**	**$ 315,990**	

Rivanna Water & Sewer Authority
Monthly Financial Statements - June 2026

Maintenance

Operating Budget vs. Actual

	Notes	*Budget FY 2026*	*Budget Year-to-Date*	*Actual Year-to-Date*	*Budget vs. Actual*	*Variance Percentage*
Revenues						
Payment for Services SWA		$ -	$ -	$ -	$ -	
Miscellaneous Revenue		-	-	32,933	32,933	
Total Operating Revenues		**$ -**	**$ -**	**$ 32,933**	**$ 32,933**	
Expenses						
Personnel Cost		$ 1,836,099	$ 1,836,099	$ 1,809,185	$ 26,914	1.47%
Professional Services		10,000	10,000	975	9,025	90.25%
Other Services & Charges		40,350	40,350	20,785	19,565	48.49%
Communications		20,000	20,000	4,128	15,872	79.36%
Information Technology		7,500	7,500	5,857	1,643	21.91%
Supplies		3,500	3,500	345	3,155	90.16%
Operations & Maintenance	F	130,300	130,300	222,396	(92,096)	-70.68%
Equipment Purchases	G	395,750	395,750	570,207	(174,457)	-44.08%
Depreciation		-	-	-	-	
Total Operating Expenses		**$ 2,443,499**	**$ 2,443,499**	**$ 2,633,877**	**$ (190,379)**	**-7.79%**

Department Summary

Net Costs Allocable to Rate Centers		**$ (2,443,499)**	**$ (2,443,499)**	**$ (2,600,944)**	**$ 223,312**	**-9.14%**
Allocations to the Rate Centers						
Urban Water	30.00%	**$ 733,050**	**$ 733,050**	**$ 780,283**	**$ (47,234)**	
Crozet Water	3.50%	**85,522**	**85,522**	**91,033**	**(5,511)**	
Scottsville Water	3.50%	**85,522**	**85,522**	**91,033**	**(5,511)**	
Urban Wastewater	56.50%	**1,380,577**	**1,380,577**	**1,469,533**	**(88,957)**	
Glenmore Wastewater	3.50%	**85,522**	**85,522**	**91,033**	**(5,511)**	
Scottsville Wastewater	3.00%	**73,305**	**73,305**	**78,028**	**(4,723)**	
	100.00%	**$ 2,443,499**	**$ 2,443,499**	**$ 2,600,944**	**$ (157,445)**	

Rivanna Water & Sewer Authority
Monthly Financial Statements - June 2026

Laboratory

Operating Budget vs. Actual

	Notes	*Budget FY 2026*	*Budget Year-to-Date*	*Actual Year-to-Date*	*Budget vs. Actual*	*Variance Percentage*
Revenues						
N/A						
Expenses						
Personnel Cost	**B**	$ 503,003	$ 503,003	$ 524,191	$ (21,188)	-4.21%
Professional Services		-	-	-	-	
Other Services & Charges		9,800	9,800	12,876	(3,076)	-31.38%
Communications	**D**	800	800	13,255	(12,455)	-1556.82%
Information Technology	**E**	-	-	64,237	(64,237)	
Supplies		2,300	2,300	4,140	(1,840)	-79.98%
Operations & Maintenance		146,357	146,357	118,505	27,852	19.03%
Equipment Purchases		3,900	3,900	5,117	(1,217)	-31.20%
Depreciation		-	-	-	-	
Total Operating Expenses		**$ 666,160**	**$ 666,160**	**$ 742,320**	**$ (76,160)**	**-11.43%**

Department Summary

Net Costs Allocable to Rate Centers		**$ (666,160)**	**$ (666,160)**	**$ (742,320)**	**$ 76,160**	**-11.43%**
Allocations to the Rate Centers						
Urban Water	44.00%	**$ 293,110**	**$ 293,110**	**$ 326,621**	**$ (33,510)**	
Crozet Water	4.00%	**26,646**	**26,646**	**29,693**	**(3,046)**	
Scottsville Water	2.00%	**13,323**	**13,323**	**14,846**	**(1,523)**	
Urban Wastewater	47.00%	**313,095**	**313,095**	**348,890**	**(35,795)**	
Glenmore Wastewater	1.50%	**9,992**	**9,992**	**11,135**	**(1,142)**	
Scottsville Wastewater	1.50%	**9,992**	**9,992**	**11,135**	**(1,142)**	
	100.00%	**$ 666,160**	**$ 666,160**	**$ 742,320**	**$ (76,160)**	

Rivanna Water & Sewer Authority
Monthly Financial Statements - June 2026

Engineering

Operating Budget vs. Actual

	Notes	*Budget FY 2026*	*Budget Year-to-Date*	*Actual Year-to-Date*	*Budget vs. Actual*	*Variance Percentage*
Revenues						
Payment for Services SWA		$ -	$ -	$ 36,259	$ 36,259	
Miscellaneous Revenue		-	-	21,454	21,454	
Total Operating Revenues		**$ -**	**$ -**	**$ 57,713**	**$ 57,713**	
Expenses						
Personnel Cost		$ 2,407,282	$ 2,407,282	$ 2,196,321	$ 210,961	8.76%
Professional Services		142,000	142,000	63,302	78,698	55.42%
Other Services & Charges		26,875	26,875	20,701	6,174	22.97%
Communications		20,628	20,628	3,508	17,120	82.99%
Information Technology		220,230	220,230	152,683	67,547	30.67%
Supplies		6,700	6,700	9,250	(2,550)	-38.05%
Operations & Maintenance		76,338	76,338	73,067	3,271	4.28%
Equipment Purchases		21,500	21,500	21,500	0	0.00%
Depreciation		-	-	-	-	
Total Operating Expenses		**$ 2,921,553**	**$ 2,921,553**	**$ 2,540,331**	**$ 381,221**	**13.05%**

Department Summary

Net Costs Allocable to Rate Centers		**$ (2,921,553)**	**$ (2,921,553)**	**$ (2,504,073)**	**$ (344,963)**	**11.81%**
Allocations to the Rate Centers						
Urban Water	47.00%	**$ 1,373,130**	**$ 1,373,130**	**$ 1,176,914**	**$ 196,216**	
Crozet Water	4.00%	**116,862**	**116,862**	**100,163**	**16,699**	
Scottsville Water	2.00%	**58,431**	**58,431**	**50,081**	**8,350**	
Urban Wastewater	44.00%	**1,285,483**	**1,285,483**	**1,101,792**	**183,691**	
Glenmore Wastewater	1.50%	**43,823**	**43,823**	**37,561**	**6,262**	
Scottsville Wastewater	1.50%	**43,823**	**43,823**	**37,561**	**6,262**	
	100.00%	**$ 2,921,553**	**$ 2,921,553**	**$ 2,504,073**	**$ 417,480**	

Rivanna Water and Sewer Authority
Flow Graphs

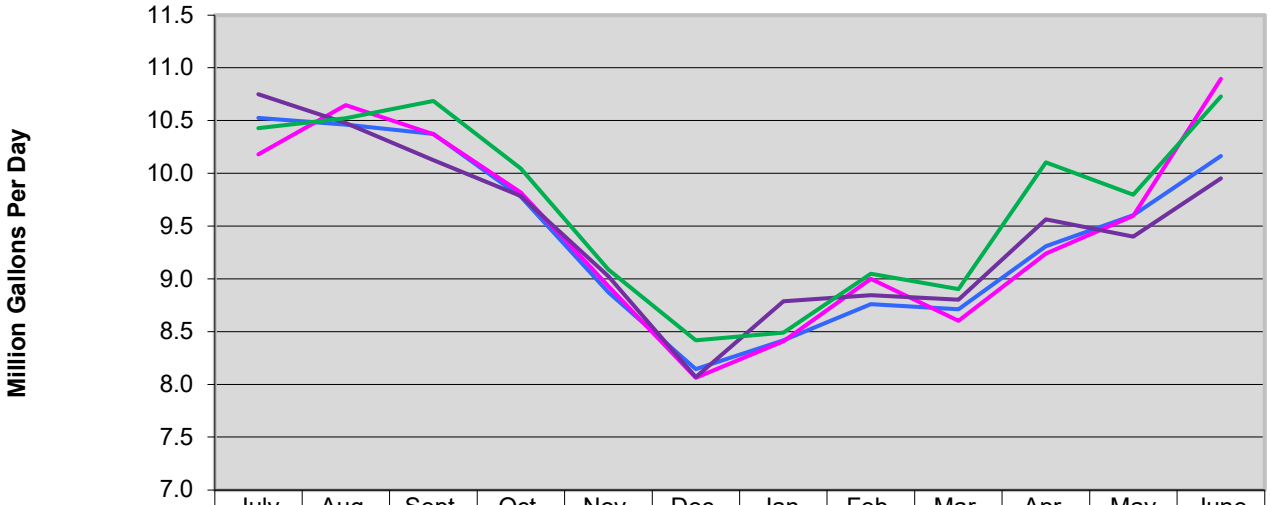

	July	Aug.	Sept.	Oct.	Nov.	Dec.	Jan.	Feb.	Mar.	Apr.	May	June
5 YR AVG.	10.53	10.46	10.37	9.78	8.87	8.15	8.42	8.76	8.71	9.31	9.60	10.16
FY 2024	10.18	10.64	10.37	9.82	8.93	8.06	8.41	9.00	8.60	9.24	9.60	10.90
FY 2025	10.75	10.47	10.12	9.78	9.02	8.07	8.79	8.85	8.80	9.56	9.40	9.95
FY 2026	10.43	10.52	10.68	10.04	9.09	8.42	8.49	9.05	8.90	10.10	9.80	10.73

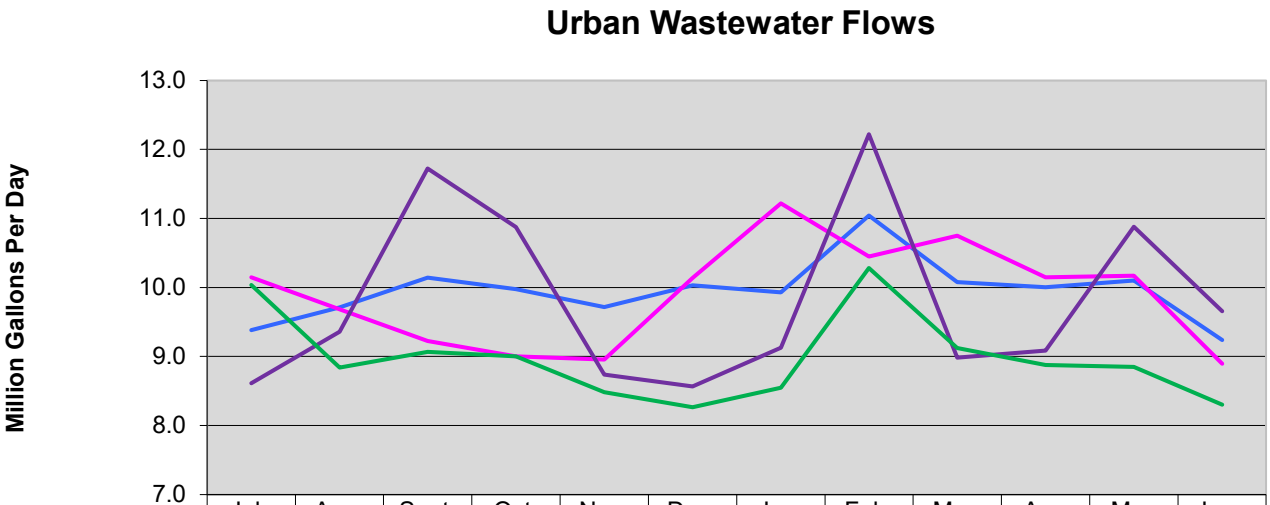

	July	Aug.	Sept.	Oct.	Nov.	Dec.	Jan.	Feb.	Mar.	Apr.	May	June
5 YR AVG	9.38	9.71	10.14	9.97	9.72	10.03	9.93	11.04	10.08	10.00	10.10	9.24
FY 2024	10.15	9.68	9.22	9.00	8.95	10.14	11.22	10.45	10.75	10.15	10.17	8.89
FY 2025	8.61	9.36	11.72	10.88	8.74	8.56	9.13	12.22	8.98	9.09	10.88	9.65
FY 2026	10.04	8.84	9.07	9.00	8.48	8.26	8.55	10.28	9.12	8.88	8.85	8.30

695 Moores Creek Lane | Charlottesville, Virginia 22902-9016
434.977.2970
434.293.8858
www.rivanna.org

MEMORANDUM

TO: RIVANNA WATER & SEWER AUTHORITY BOARD OF DIRECTORS

FROM: BRIAN AYALA, DIRECTOR OF INFORMATION & OPERATIONAL TECHNOLOGY

REVIEWED BY: DAVE TUNGATE, DEPUTY EXECUTIVE DIRECTOR
BILL MAWYER, EXECUTIVE DIRECTOR

SUBJECT: JULY 2026 INFORMATION TECHNOLOGY REPORT

DATE: AUGUST 25, 2026

INFRASTRUCTURE – CORE SYSTEMS

Background: Includes network operations, system administration, software and hardware deployment, and security management.

July 2026 the team:

- Resolved **177** Service Desk Tickets

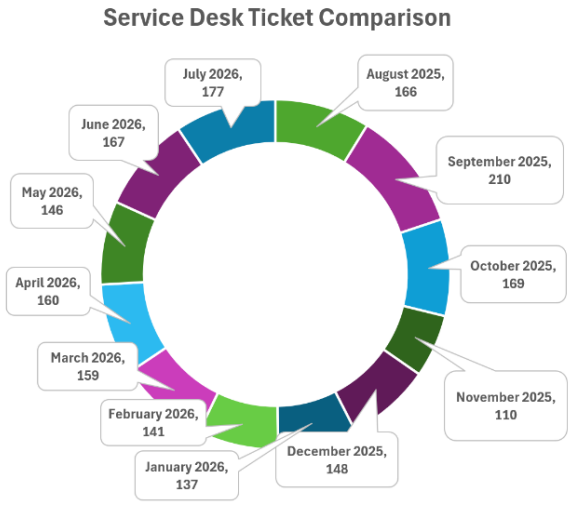

SCADA / OPERATIONAL SYSTEMS

(SUPERVISORY CONTROLS AND DATA ACQUISITION)

Background: Oversight includes PLCs, operational data collection and software applications for water and wastewater operations.

July 2026 the team:

- Resolved **74** SCADA Service Desk Tickets

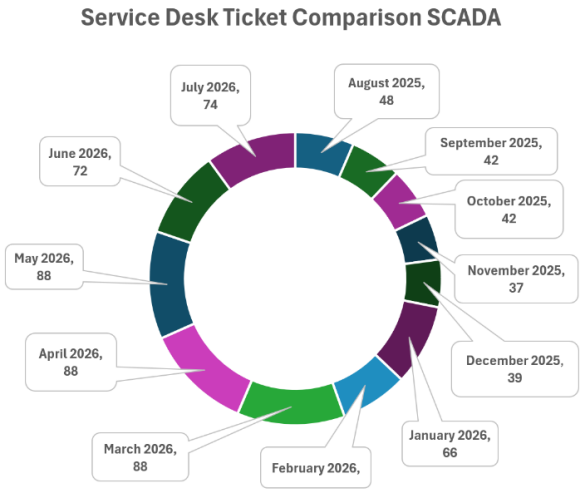

DIGITAL & PHYSICAL SECURITY -

Background: Network Firewall Security for **28** Devices

July 2026 there were:

- **1.0 B** Security logs Analyzed for suspicious network traffic
- **71 M** blocked connections
- **139** blocked threat detections

Spikes were from Malicious Websites & Phishing Campaigns on RWSA work stations

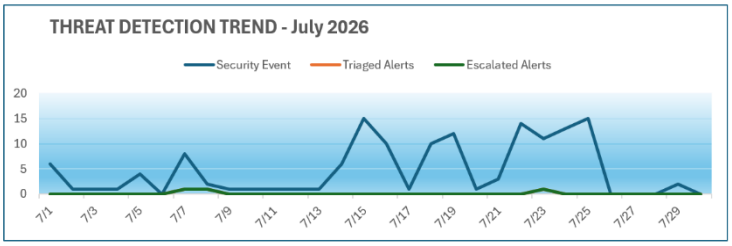

GIS (GEOGRAPHICAL INFORMATION SYSTEMS)

Background: Strategic data system that collects, processes, manages, and displays spatial data that supports engineering and maintenance workflows.

July 2026 statistics

* Completed **10** Service Desk tickets
* Digitalized **49** lines and **47** points from GPSing
* Completed **194** Daily inspection reports (for CIPs)
* Processed **46** MISS Utility reports
* Processed **99** Water inspections (GIS attributes adjusted)
* Completed **21** site visits for drone photos of CIPs Major Projects
* Working with ESRI to get new low Enterprise Licensing (ELA)
* Updating RSWA Database for Cityworks usage
* Working with Brightly Predictor connectivity with RWSA GIS

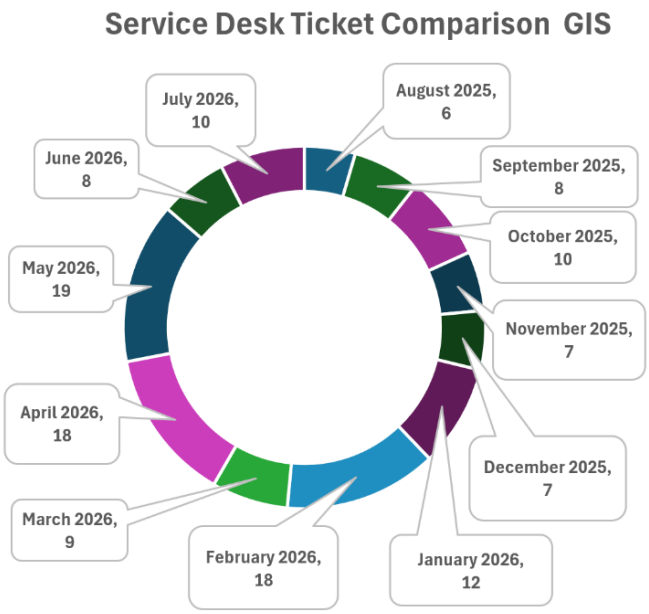

Information & Operational Technology Department Board Update

Infrastructure & SCADA Systems

During July 2026, the IT/OT Department continued efforts to enhance infrastructure reliability, cybersecurity, and operational resilience. Staff advanced SCADA standardization and upgrade planning, addressed SCADA communications and performance issues, and continued supporting operational technology systems across Authority facilities. The Authority also advanced procurement efforts to establish on-demand IT, OT, SCADA, and cybersecurity support contracts, positioning the Authority to expand access to specialized external expertise in support of future modernization, operational resilience, and long-term security needs.

Cybersecurity

The IT/OT team continues to closely monitor the evolving cybersecurity threat landscape facing water and wastewater utilities nationwide, including a rise in attacks targeting industrial control systems and SCADA infrastructure. While RWSA has not been impacted by any such incidents, the Authority is taking a proactive posture in response to federal advisories regarding PLC exploitation techniques and other emerging threats to critical infrastructure.

Staff are undertaking a comprehensive review of the Authority's cybersecurity controls and design, with the goal of stress testing these systems against current threat scenarios by the end of 2026. This effort is intended not merely to confirm alignment with recommended federal security frameworks, but to identify opportunities to exceed them — strengthening the Authority's posture so that it is positioned to anticipate and prevent emerging threats rather than respond to them after the fact.

As part of this effort, the Authority is expanding collaboration with external cybersecurity partners, information-sharing organizations, and federal agencies to benchmark its controls against industry and sector-specific best practices. This includes evaluating additional layers of defense across the Authority's IT and OT environments, refining incident response and detection capabilities, and ensuring that security investments keep pace with the sophistication of threats facing critical infrastructure providers.

Staff continue to reinforce that cybersecurity is a shared responsibility across the organization, and employees are encouraged to report suspicious activity promptly. RWSA remains unaffected by recent incidents in the sector and is committed to continuing to strengthen its cybersecurity posture in the months ahead.

695 Moores Creek Lane | Charlottesville, Virginia 22902-9016
434.977.2970
434.293.8858
www.rivanna.org

MEMORANDUM

TO: RIVANNA WATER & SEWER AUTHORITY BOARD OF DIRECTORS

FROM: STEVEN MINNIS, SR., MAINTENANCE MANAGER

REVIEWED BY: DAVE TUNGATE, DEPUTY EXECUTIVE DIRECTOR
BILL MAWYER, EXECUTIVE DIRECTOR

SUBJECT: MAINTENANCE OPERATIONS REPORT FOR JULY 2026

DATE: AUGUST 25, 2026

RWSA Maintenance Department is responsible for more than 9,222 pieces of equipment in the Cityworks asset management system. The graphs below were generated from the data pulled from Cityworks.

SCHEDULED MONTHLY WORK ORDERS BY DEPARTMENT

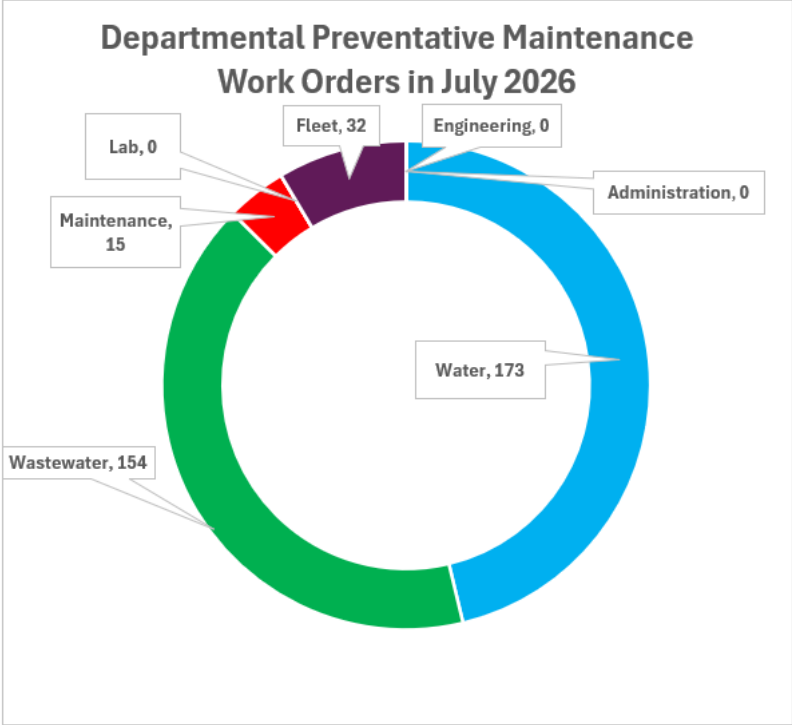

374 SCHEDULED MONTHLY WORK ORDERS BY DEPARTMENT IN JULY 2026

Background:

- Preventative work orders are on a 30. 90, 180, 365 day, 3 year and 5 year schedule depending on the asset and the manufacturer's recomendations.

JULY 2026 REPAIR REQUESTS

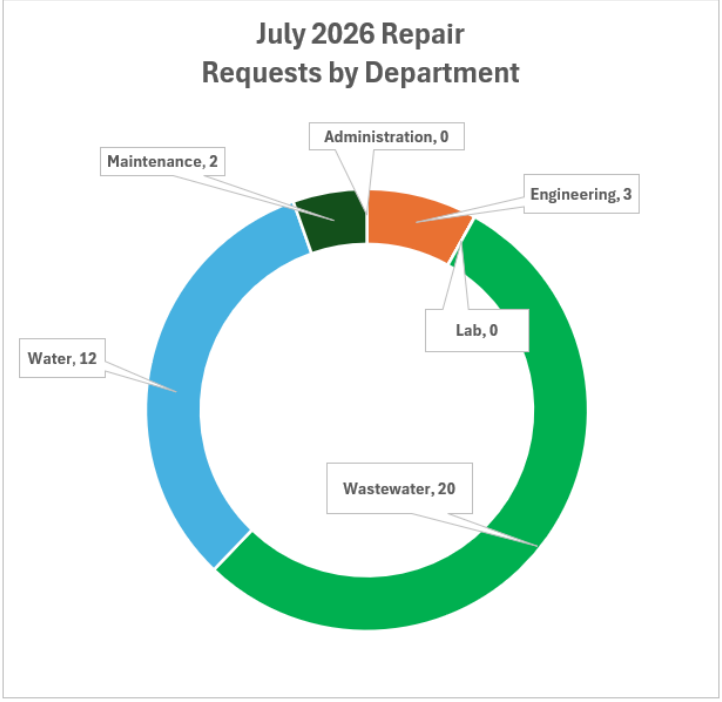

37 REPAIR REQUESTS IN JULY 2026

Background:

- These requests are unplanned
- Some examples of these requests in July 2026 :
  - **South Rivanna Dam mud valve** not working from electric actuator. Maintenance found electric actuator had no power. New electrical conduit and wires were installed to get actuator operating.
  - **South Rivanna WTP filter 5 wasting valve inoperable.** Maintenance replaced valve shaft.
  - **Moores Creek AWRRF digester methane gas purifier cover plate leaking**. Maintenance performed LOTO procedure and replaced gasket.
  - **Glenmore WWTP influent flow meter stopped working.** Maintenance found lightning damaged flow meter. New flow meter is on order and will be installed when it arrives from vendor.
  - **Glenmore WWTP Aeration Basin DO sensor malfunction.** Maintenance installed a new DO unit. Existing wires to the probe had deteriorated beyond repair.
  - **Observatory WTP backflow preventer leaking.** Maintenance rebuilt backflow device and tested for proper operation.
  - **Scottsville WTP HVAC unit leaking condensate inside control room.** Mechanicshut down unit to clean condensate drain and unit would not turn back on. HVAC unit was replaced as it had exceeded its useful life.

COMPLETED WORK ORDERS BY MONTH IN 2026

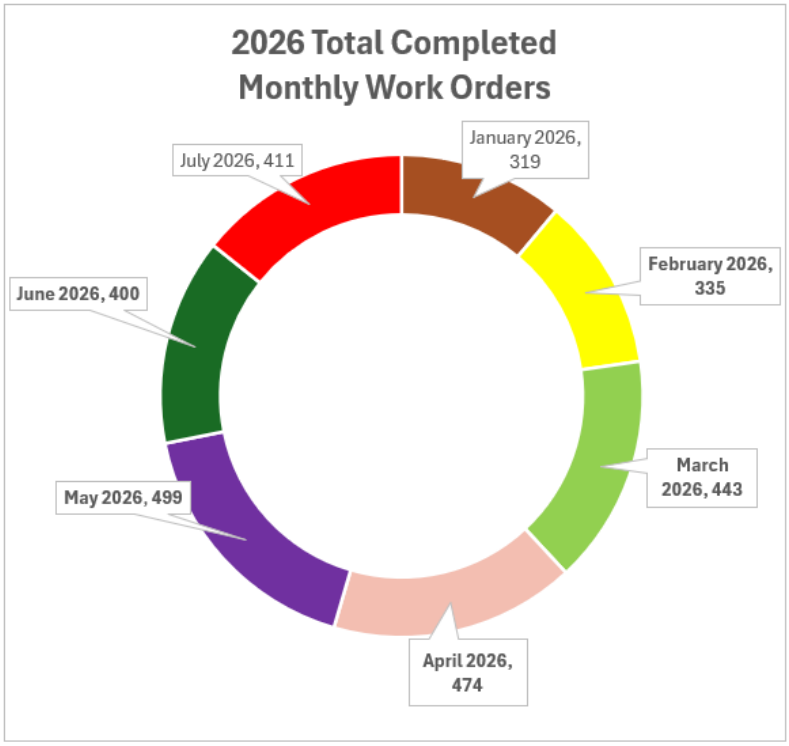

411 WORK ORDERS COMPLETED IN JULY 2026

Background:

- This is the total of all work orders completed by the Maintenance Department for 2026 by month.
- This includes all of the preventative and repair request work orders for each month.

MONTHLY FLEET WORK ORDERS

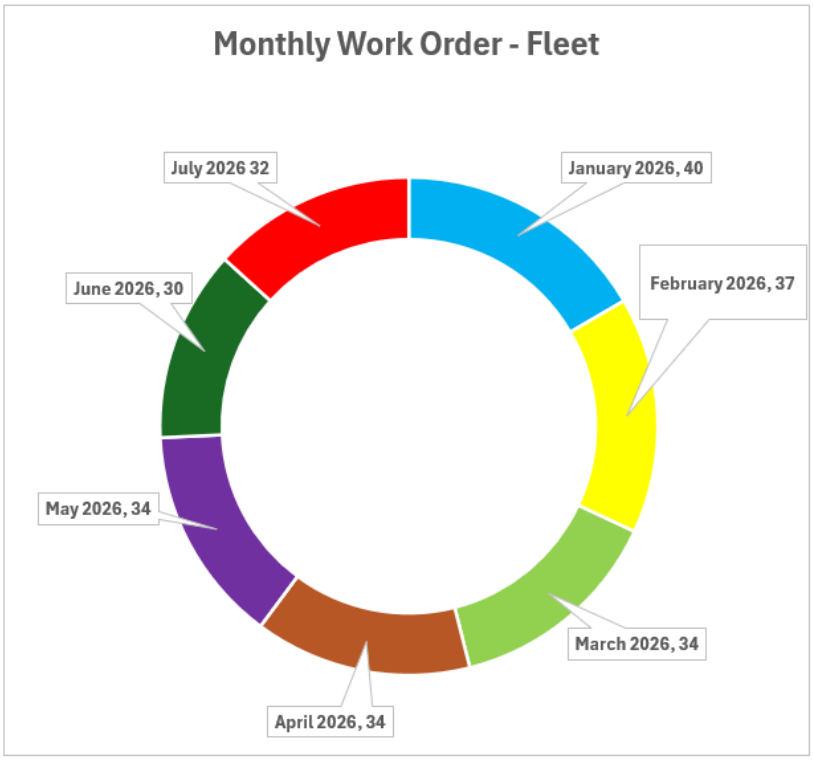

32 MONTHLY FLEET WORK ORDERS IN JULY 2026

Background:

- Fleet work orders consist of the following:
- 5,000 Mile Vehicle Service
- 7,500 Mile Vehicle Service
- 25,000 Mile Vehicle Service
- 90-Day Vehicle Service
- 180 Day Trailer Service
- 5-Year Battery Service
- Annual State Inspection.

TOTAL INCOMPLETE WORK ORDERS BY MONTH

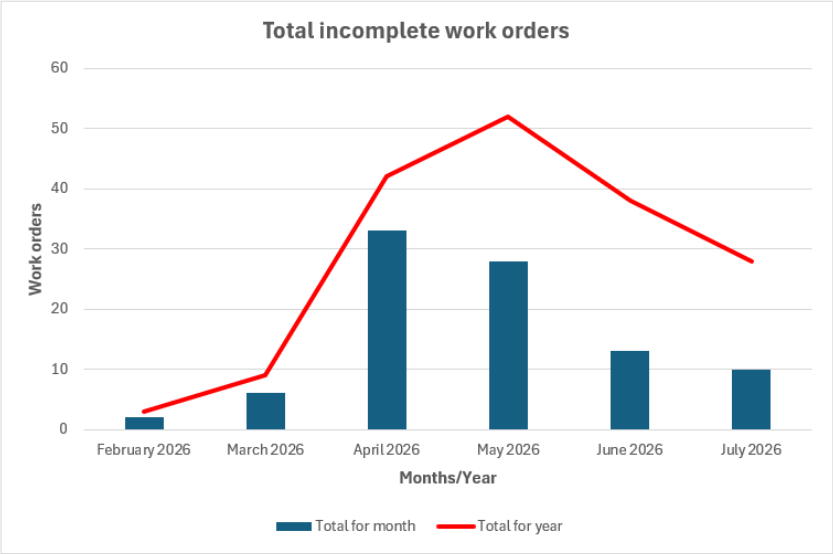

28 OPEN WORK ORDERS IN JULY 2026

Background:

- Maintenance cleared 20 of the past due work orders in July 2026 .
- 2 valves will be exercised on meter calibration
- 2 90 day vehicle service work orders were missed
- 4 work orders waiting for parts
- 1 work order was made on 7/31
- 18 water main line valve exercising work orders are on hold
- 1 work order was completed but not cleared

RIVANNA WATER & SEWER AUTHORITY
695 Moores Creek Lane | Charlottesville, Virginia 22902-9016
434.977.2970
434.293.8858
www.rivanna.org

MEMORANDUM

TO: RIVANNA WATER & SEWER AUTHORITY BOARD OF DIRECTORS

FROM: DANIEL G. CAMPBELL, DIRECTOR OF OPERATIONS & ENVIRONMENTAL SERVICES

REVIEWED BY: DAVE TUNGATE, DEPUTY EXECUTIVE DIRECTOR
BILL MAWYER, EXECUTIVE DIRECTOR

SUBJECT: OPERATIONS REPORT FOR JULY 2026

DATE: AUGUST 25, 2026

WATER OPERATIONS:

The average and maximum daily water volumes produced in July 2026 were as follows:

Water Treatment Plant	*Average Daily Production (MGD)*	*Maximum Daily Production in the Month (MGD)*
South Rivanna	7.38	10.10 (7/2/2026)
Observatory	3.66	5.03 (7/29/2026)
North Rivanna	0.09	0.50 (7/6/2026)
Urban Total	11.13	13.83 (7/30/2026)
Crozet	0.72	1.11 (7/3/2026)
Scottsville	0.08	0.14 (7/16/2026)
Red Hill	0.003	0.009 (7/13/2026)
RWSA Total	11.93	-

- All water treatment facilities were in regulatory compliance during the month of July.

Status of Reservoirs (as of August 19, 2026):

- Urban Reservoirs are 93% of Total Useable Capacity
  - South Rivanna Reservoir is 100% full
  - Ragged Mountain Reservoir is 88% full
- Sugar Hollow Reservoir is 96% full
- Beaver Creek Reservoir (Crozet) is 89% full
- Totier Creek Reservoir (Scottsville) is 100% full

WASTEWATER OPERATIONS:

All wastewater treatment facilities were in regulatory compliance with their effluent limitations during July 2026. Performance in July was as follows compared to the respective VDEQ permit limits:

WRRF	*Average Daily Effluent Flow (MGD)*	*Average $CBOD_5$ (ppm)*		*Average Total Suspended Solids (ppm)*		*Average Ammonia (ppm)*	
		RESULT	*LIMIT*	*RESULT*	*LIMIT*	*RESULT*	*LIMIT*
Moores Creek	8.00	<QL	9	<QL	22	<QL	1.5
Glenmore	0.144	5	15	11.2	30	NR	NL
Scottsville	0.042	<QL	15	1.8	30	<QL	1.9
Stone* Robinson	0	NR	30	NR	30	NR	NL

NR = Not Required
NL = No Limit
<QL: Less than analytical method quantitative level (2.0 ppm for CBOD, 1.0 ppm for TSS, and 0.2 ppm for Ammonia).
*No discharge due to construction

Nutrient discharges at the Moores Creek AWRRF were as follows for July 2026.

State Annual Allocation (lb./yr.) Permit		*Average Monthly Allocation (lb./mo.) **	*Moores Creek Discharge July (lb./mo.)*	*Performance as % of monthly average Allocation**	*Year to Date Performance as % of annual allocation*
Nitrogen	282,994	23,583	6,466	27%	21%
Phosphorous	19,637	1,636	299	18%	8%

*State allocations are expressed as annual amounts. One-twelfth of that allocation is an internal monthly benchmark for comparative purposes only.

LABORATORY OPERATIONS:

Laboratory completed the following number of analyses in July 2026:

Purpose	***Water***	***Wastewater***
Compliance (VDH*, VaDEQ)	440	139
Treatment Process Monitoring	576	148

* VDH – Virginia Department of Health for drinking water
VaDEQ – Virginia Department of Environmental of Environmental Quality for wastewater

WATER AND WASTEWATER DATA:

The following graphs are provided for review:

- Usable Urban Reservoir Water Storage
- Urban Water and Wastewater Flows versus Rainfall

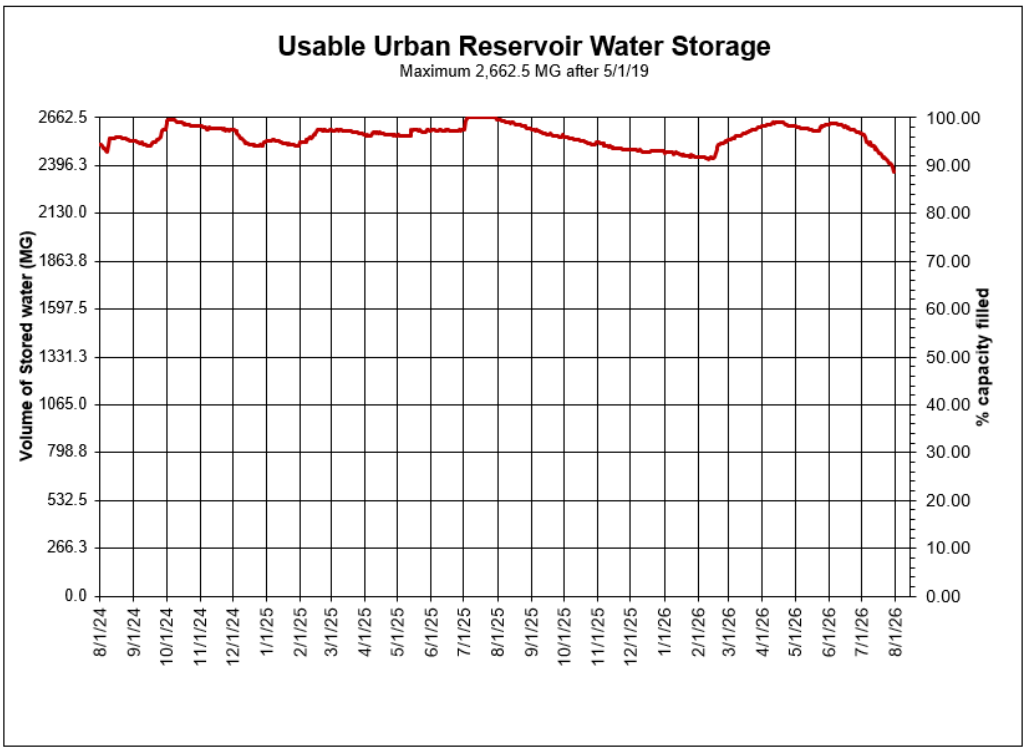

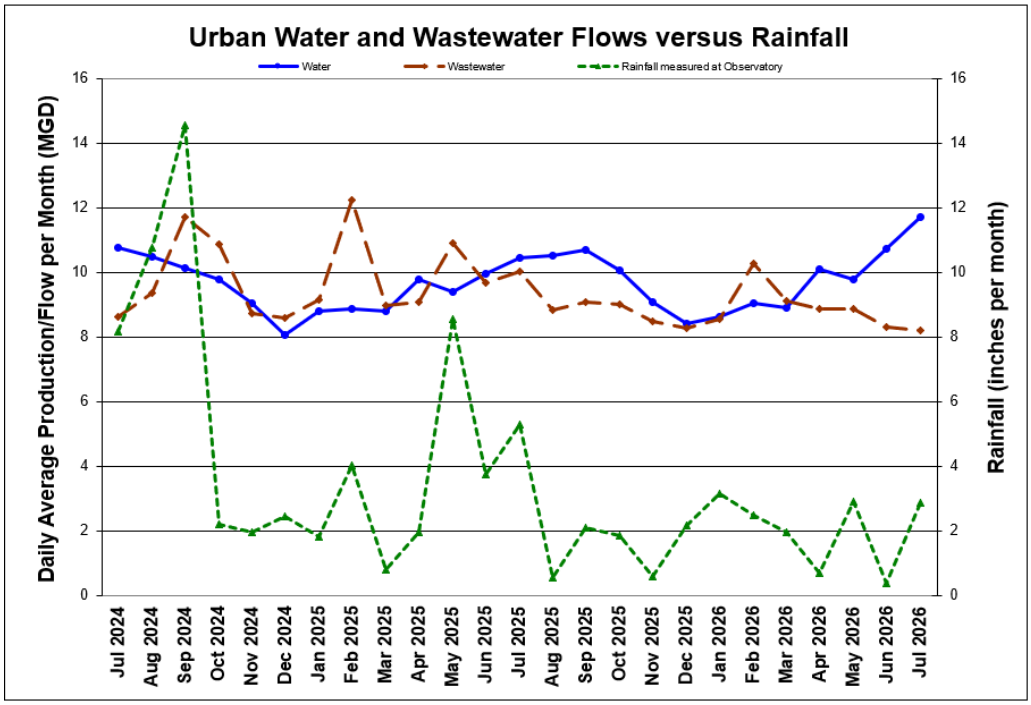

EMERGENCY LOAD RESPONSE PROGRAM (ELRP) UPDATE

During the extreme heat of early July, RWSA participated in the first two ELRP curtailment events on July 2nd and 3rd, 2026, for a total of about 8 hours. From the response provided for these two events, RWSA earned $21,000 in energy payments for voluntarily reducing electrical consumption and utilizing diesel generators. Our diesel cost to run the emergency generators was $2,865 during this same period, resulting in net revenue of $18,135.

Background:

Inclusion into the ELRP was identified as an opportunity for operational optimization in CY 2025. The ELRP is a demand response program designed to compensate end-use customers for voluntarily reducing electrical consumption during grid emergencies. Participants in ELRP can earn annual revenue through capacity payments (for availability) and energy payments (for performance during events). A Request for Proposal (RFP) was issued in January 2026 to select a service provider to manage and optimize RWSA's inclusion into the ELRP program. "Voltus" was awarded the contract in February 2026. The emergency power generator at the Moores Creek wastewater plant is the sole participant in the ELRP program for RWSA.

RIVANNA WATER & SEWER AUTHORITY
695 Moores Creek Lane | Charlottesville, Virginia 22902-9016
434.977.2970
434.293.8858
www.rivanna.org

MEMORANDUM

TO: **RIVANNA WATER & SEWER AUTHORITY BOARD OF DIRECTORS**

FROM: **BILL MAWYER, EXECUTIVE DIRECTOR**

SUBJECT: **WHOLESALE METERING REPORT FOR JULY 2026**

DATE: **AUGUST 25, 2026**

The monthly and average daily Urban water system usages by the City and the ACSA for July 2026 were as follows:

		Month	***Daily Average***	
City Usage (gal)		183,188,904	5,909,319	**50.5%**
ACSA Usage (gal)		179,275,588	5,783,083	**49.5%**
Total (gal)		**362,464,492**	**11,692,403**	

The *RWSA Wholesale Metering Administrative and Implementation Policy* requires that water use be measured based upon the annual average daily water demand of the City and ACSA over the trailing twelve (12) consecutive month period. The *Water Cost Allocation Agreement (2012)* established a maximum water allocation for each party. If the annual average water usage of either party exceeds its allocation, a financial true-up would be required for the debt service charges related to the Ragged Mountain Dam and the SFRR-RMR Pipeline projects. Below are graphs showing the calculated monthly water usage by each Utility dating back to the beginning of FY 22, the trailing twelve-month average (extended back to August 2025), and the usage relative to the maximum allocation for each party (6.71 MGD for the City and 11.99 MGD for ACSA). Completed in 2019 for a cost of about $3.2 M, our Wholesale Metering Program consists of 25 remote meter locations around the City boundary and 3 finished water flow meters at treatment plants.

Note 1: Meter 14 was found to be offline at the end of March. RWSA Maintenance replaced the meter and the new meter was calibrated during the week of August 17th. A 3-month average was used to create the data for July.

Note 2: Meter 09 was found to be offline at the end of July. RWSA Maintenance is diagnosing the issue. A 3-month average was used to create the data for July.

Figure 1: City of Charlottesville Monthly Water Usage and Allocation

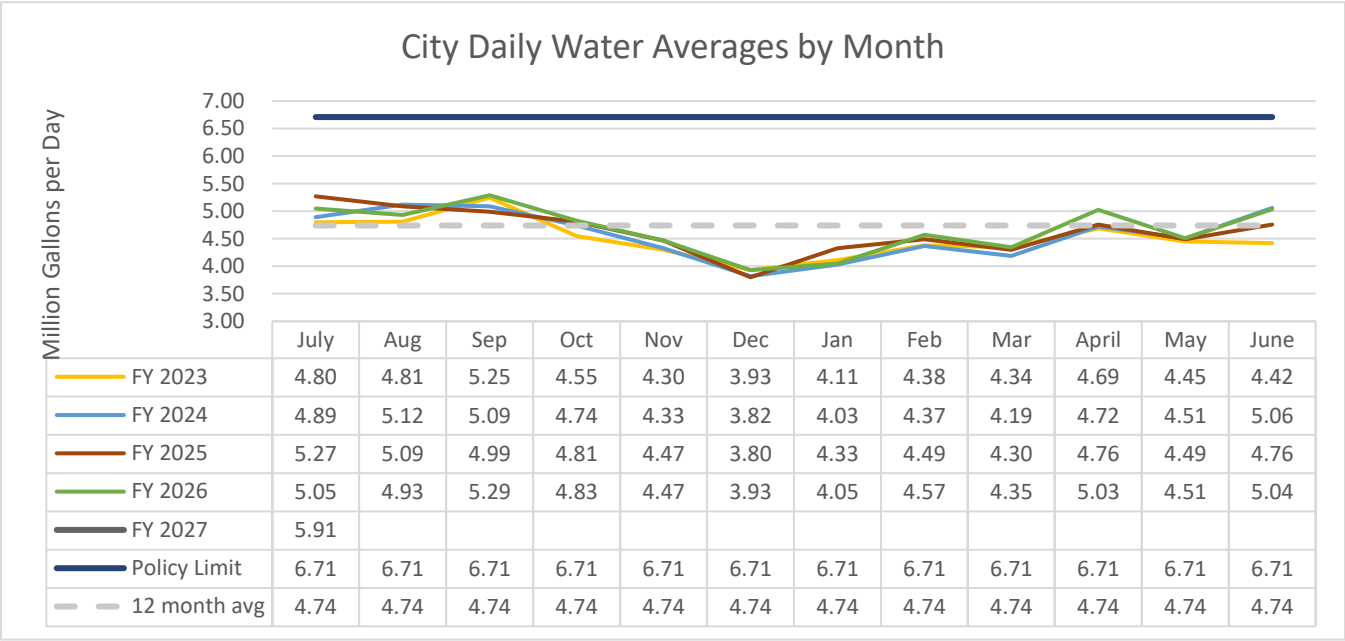

	July	Aug	Sep	Oct	Nov	Dec	Jan	Feb	Mar	April	May	June
FY 2023	4.80	4.81	5.25	4.55	4.30	3.93	4.11	4.38	4.34	4.69	4.45	4.42
FY 2024	4.89	5.12	5.09	4.74	4.33	3.82	4.03	4.37	4.19	4.72	4.51	5.06
FY 2025	5.27	5.09	4.99	4.81	4.47	3.80	4.33	4.49	4.30	4.76	4.49	4.76
FY 2026	5.05	4.93	5.29	4.83	4.47	3.93	4.05	4.57	4.35	5.03	4.51	5.04
FY 2027	5.91											
Policy Limit	6.71	6.71	6.71	6.71	6.71	6.71	6.71	6.71	6.71	6.71	6.71	6.71
12 month avg	4.74	4.74	4.74	4.74	4.74	4.74	4.74	4.74	4.74	4.74	4.74	4.74

Figure 2: Albemarle County Service Authority Monthly Water Usage and Allocation

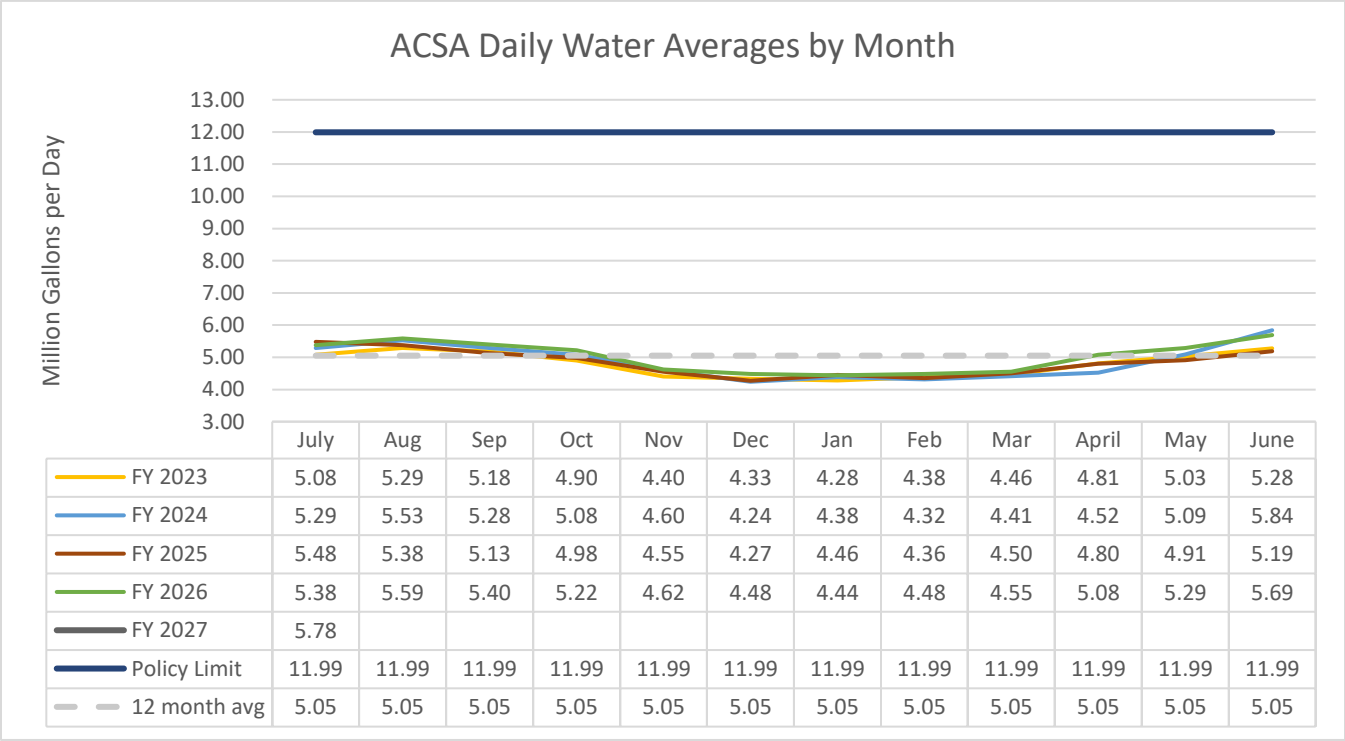

	July	Aug	Sep	Oct	Nov	Dec	Jan	Feb	Mar	April	May	June
FY 2023	5.08	5.29	5.18	4.90	4.40	4.33	4.28	4.38	4.46	4.81	5.03	5.28
FY 2024	5.29	5.53	5.28	5.08	4.60	4.24	4.38	4.32	4.41	4.52	5.09	5.84
FY 2025	5.48	5.38	5.13	4.98	4.55	4.27	4.46	4.36	4.50	4.80	4.91	5.19
FY 2026	5.38	5.59	5.40	5.22	4.62	4.48	4.44	4.48	4.55	5.08	5.29	5.69
FY 2027	5.78											
Policy Limit	11.99	11.99	11.99	11.99	11.99	11.99	11.99	11.99	11.99	11.99	11.99	11.99
12 month avg	5.05	5.05	5.05	5.05	5.05	5.05	5.05	5.05	5.05	5.05	5.05	5.05

RIVANNA WATER & SEWER AUTHORITY
695 Moores Creek Lane | Charlottesville, Virginia 22902-9016
434.977.2970
434.293.8858
www.rivanna.org

MEMORANDUM

TO: RIVANNA WATER & SEWER AUTHORITY BOARD OF DIRECTORS

FROM: BETHANY HOUCHENS, WATER RESOURCES COORDINATOR

REVIEWED BY: DAVID TUNGATE, DEPUTY EXECUTIVE DIRECTOR
BILL MAWYER, EXECUTIVE DIRECTOR

SUBJECT: AWARD OF TERM CONTRACT FOR LAKE MANAGEMENT SERVICES: (RFP# 26-08) – JONES LAKE MANAGEMENT

DATE: AUGUST 25, 2026

This request is to authorize award of a Term Contract, any Purchase Orders, and any renewals with costs up to $300,000 per year to Jones Lake Management to provide lake management services. RWSA manages five surface water reservoirs that are essential sources of drinking water for the community. Protecting these reservoirs from excessive algal growth and harmful algal blooms is essential to maintaining water quality, ecological health, and reliable drinking water supplies. Costs for these services are typically about $100,000 per year. The initial term is for one year with options to annually renew the contract for a total term of up to five years. Purchase Orders will be issued for each task with costs based on approved labor and equipment rates submitted with the RFP.

Background:

RFP No. 26-08 was issued on May 19, 2026, to solicit proposals from qualified firms to provide lake management services including review of water quality monitoring data, evaluation of algal conditions, recommendations regarding treatment needs, and application of aquatic algaecides when necessary. The selected contractor would provide specialized expertise regarding aquatic ecosystem management, aquatic pesticide use, regulatory compliance, and rapid response capabilities for treatment of nuisance algae and harmful algal blooms. The contractor would work closely with Authority staff to evaluate reservoir conditions and implement treatments when warranted.

Three proposals were received in response to RFP 26-08. Two contractors were selected for interviews and were determined to be qualified and capable of meeting the requirements, including demonstrated experience in reservoir algae management, harmful algal bloom response, regulatory compliance, and rapid treatment deployment. Jones Lake Management was selected as the best value based on its qualifications and lowest cost proposal.

The contract for Lake Management Services will be awarded as a term contract with an initial duration of twelve months from the date of award. The agreement includes the option of up to four additional one-year renewals for a total contract term of up to five years.

Board Action Requested:

Authorize the Executive Director to award a Term Contract, any Purchase Orders, and any annual renewals with costs up to $300,000 per year for Lake Management Services to Jones Lake Management. The initial term will be for one year with options to annually renew the contract for a total term of up to five years.

RIVANNA WATER & SEWER AUTHORITY
695 Moores Creek Lane | Charlottesville, Virginia 22902-9016
434.977.2970
434.293.8858
www.rivanna.org

MEMORANDUM

TO: RIVANNA WATER & SEWER AUTHORITY BOARD OF DIRECTORS

FROM: JENNIFER A. WHITAKER, P.E. DIRECTOR OF SPECIAL PROJECTS, CIP, & DAM SAFETY

REVIEWED BY: DAVE TUNGATE, DEPUTY EXECUTIVE DIRECTOR
BILL MAWYER, P.E. EXECUTIVE DIRECTOR

SUBJECT: APPROVAL TO AMEND PROFESSIONAL ENGINEERING SERVICES CONTRACT– MOORES CREEK ADMINISTRATION BUILDING RENOVATION AND ADDITION PROJECT – SHORT ELLIOT HENDRICKSON INC.

DATE: AUGUST 25, 2026

This request is to authorize an increase of $147,662 to the Design Engineer's contract to provide additional design and construction administration services associated with the unforeseen exterior wall modifications to the existing building. Funding for this increase was included in the budget amendment approved by the Board in June 2026.

Background

During renovation of the MC Administration Building, the contractor discovered significant deficiencies in the exterior wall system. During the June 23, 2026, Board meeting, staff presented information about the deficiencies which required replacement due to insufficient brick ties, inconsistent air gaps, and inadequate lateral support within the structure.

The Engineer provided additional services to prepare the corrective design including evaluation of the existing building's exterior wall conditions, preparation of structural repairs and exterior wall designs, and development of construction documents and specifications. The Engineer also assisted with additional coordination with the Architectural Review Board and Building Official and provided additional construction administration services. The current request for additional funding of $147,662 exceeds the previously authorized contingency. Therefore, staff are requesting an amendment to the Engineer's contract to reach a new total of $2,536,836.

Board Action Requested:

Authorize the Executive Director to execute a Service Authorization with SEH for $147,662, to provide additional design and construction management services for the exterior wall system of the Moores Creek Administration Building Renovation and Addition project and any additional amendments required up to 10% of the revised contract amount.

RIVANNA WATER & SEWER AUTHORITY
695 Moores Creek Lane | Charlottesville, Virginia 22902-9016
434.977.2970
434.293.8858
www.rivanna.org

MEMORANDUM

TO: RIVANNA WATER & SEWER AUTHORITY BOARD OF DIRECTORS

FROM: JENNIFER A. WHITAKER, P.E. DIRECTOR OF SPECIAL PROJECTS, CIP, & DAM SAFETY

REVIEWED BY: DAVE TUNGATE, DEPUTY EXECUTIVE DIRECTOR
BILL MAWYER, P.E. EXECUTIVE DIRECTOR

SUBJECT: APPROVAL OF PROFESSIONAL ENGINEERING SERVICES AUTHORIZATION – NORTH RIVANNA WATERLINE REPLACEMENT AND RIVER CROSSING PROJECT-KIMLEY-HORN AND ASSOCIATES, INC.

DATE: AUGUST 25, 2026

This request is to authorize the Executive Director to execute a Service Authorization for $1,597,000 to provide final design, permitting, bidding, and construction administration services required to complete the North Rivanna Waterline Replacement and River Crossing Project. Funding for these engineering services was included in the approved FY 2027-2031 capital project budget of $16,345,000.

Background

The recently completed Airport Road Finished Water Pump Station provides water from the Urban pressure band to the North Rivanna pressure band. Following the future decommissioning of the North Rivanna Water Treatment Plant in about 2030, the pump station will be the primary means of supplying finished water to the North Rivanna pressure band. Approximately 21,000 linear feet of 12" and 14" cast iron waterline convey water from the pump station, along Airport Road, north in US. Rt. 29 to Dickerson Road, and west to the Piney Mountain Storage Tank. The water main is approximately 60 years old, has a history of pipe breaks, and is subject to abnormally high pressure due to the rolling topography. Additionally, the North Rivanna River has a single crossing, making the reliability of the water distribution system susceptible to damage during flood events.

The North Rivanna Waterline Replacement and River Crossing project was originally envisioned to be 16" in diameter and completed in phases. In 2024, RWSA completed a Northern Area Master Plan which identified additional future growth and demand in the service area. In October 2025, a large manufacturer announced plans to locate a large facility within the service area. Since that time, staff have worked to develop water demand projections throughout the service area and have performed extensive modeling work to identify needed infrastructure improvements. This budget includes the design and permitting of the entire 21,000 LF of water main, including the second river crossing.

In December of 2025, the Board of Directors approved an amendment to the 2026-2030 CIP to advance $500,000 funding for the North Rivanna Waterline Replacement Project. Following that approval, RWSA executed a Service Authorization with Kimly-Horn for $299,760 to provide limited survey, permit investigation, and preliminary engineering design for the project. Additionally, RWSA executed a Service Authorization for $146,000 to complete the survey, wetlands delineation and permitting at the North Rivanna River Crossing Site. Preliminary design is nearing completion, and an additional Service Authorization for $1,597,000 is necessary to provide final design, VDH and VDOT permitting, bidding, and construction administration and field services required to complete the initial phase of the project. Funding for design, permitting, bidding, and construction administration services ($299,760 + $146,000+$1,597,000 = $2,042,152) was included in the approved FY 2027-2031 capital project budget of $16,345,000.

Board Action Requested:

Authorize the Executive Director to execute a Service Authorization with Kimley-Horn and Associates, Inc. for an amount up to $1,597,000, to provide final design, permitting, bidding, and construction administration services to complete the North Rivanna Waterline Replacement and River Crossing Project, and any amendments up to 10% of the revised contract amount.

North Rivanna Waterline Replacement and River Crossing Project

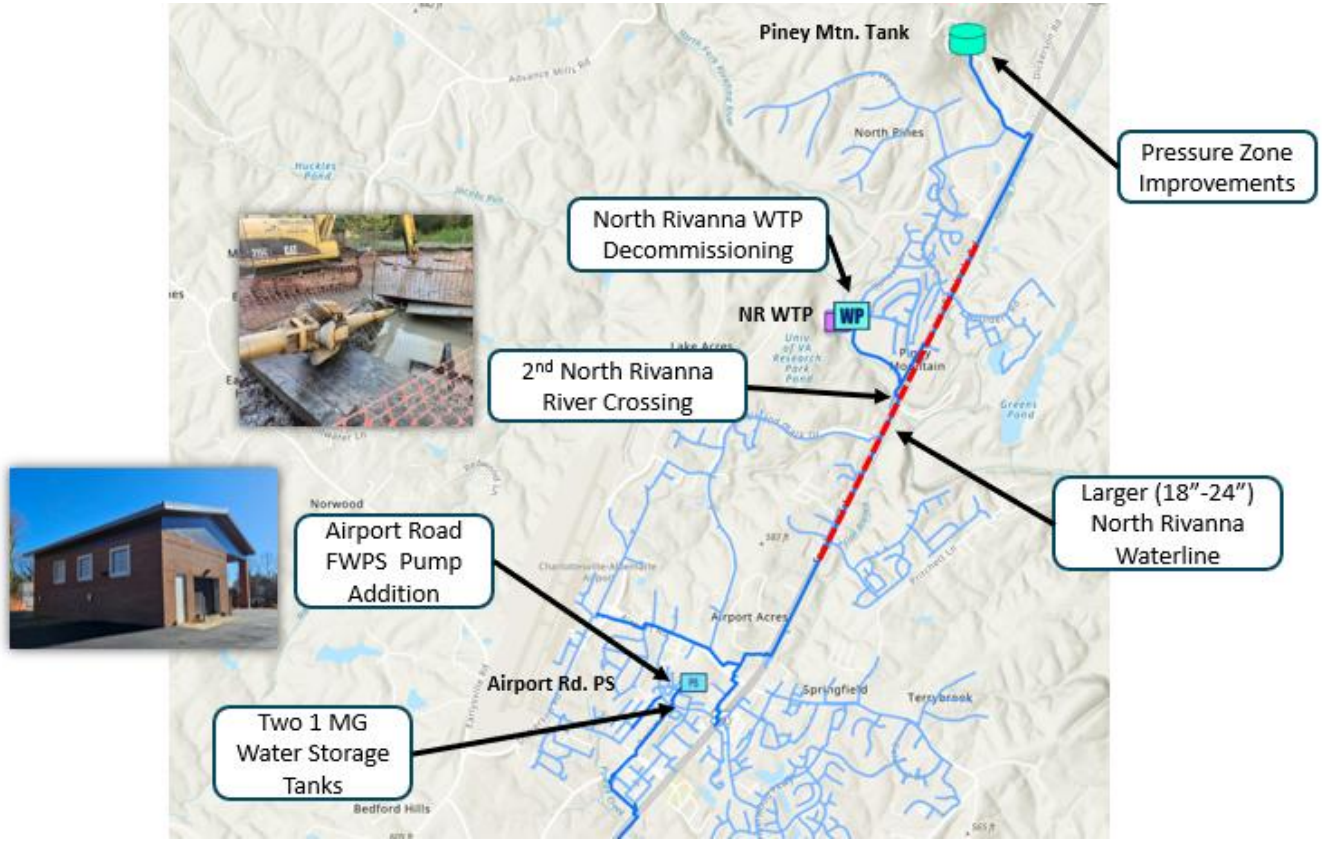

PRESENTED TO THE BOARD OF DIRECTORS

BY JENNIFER WHITAKER, P.E.

DIRECTOR OF ENGINEERING & MAINTENANCE / SPECIAL PROJECTS

AUGUST 25, 2026

RIVANNA WATER & SEWER AUTHORITY

Background

Northern Service Area

- Existing Water Infrastructure:
  - Airport Road Finished Water Pump Station
  - North Rivanna Water Treatment Plant*
  - Piney Mtn. Tank
  - North Rivanna Water Line
- Recent Increase in Water Demand
- Significant Anticipated Growth
- 2024 Master Plan identified several needed Capital Improvement Projects
  Including the North Rivanna Waterline Replacement and Second River Crossing

**NRWTP to be decommissioned*

North Rivanna Waterline

- Backbone of the Northern Area System
- 4.5 miles of 12-inch diameter cast-iron pipe
- Constructed in 1969
- High service pressure and history of line breaks

Segment	Length (ft)	Phase	Diameter (in)	Notes
A	3,317	Phase 4	18	
B	2,434	Phase 3	18	
C	2,118	Phase 2	24	
D	6,985	Phase 1	24	Pipe & River Crossing
E	3,077	Phase 5	12/24	North Pointe Alt.
F	1,765	Phase 2	24	
G	2,014	Phase 3	16	
H&I*	2,000	Phase 2	24	With North Pointe
Total	23,710			

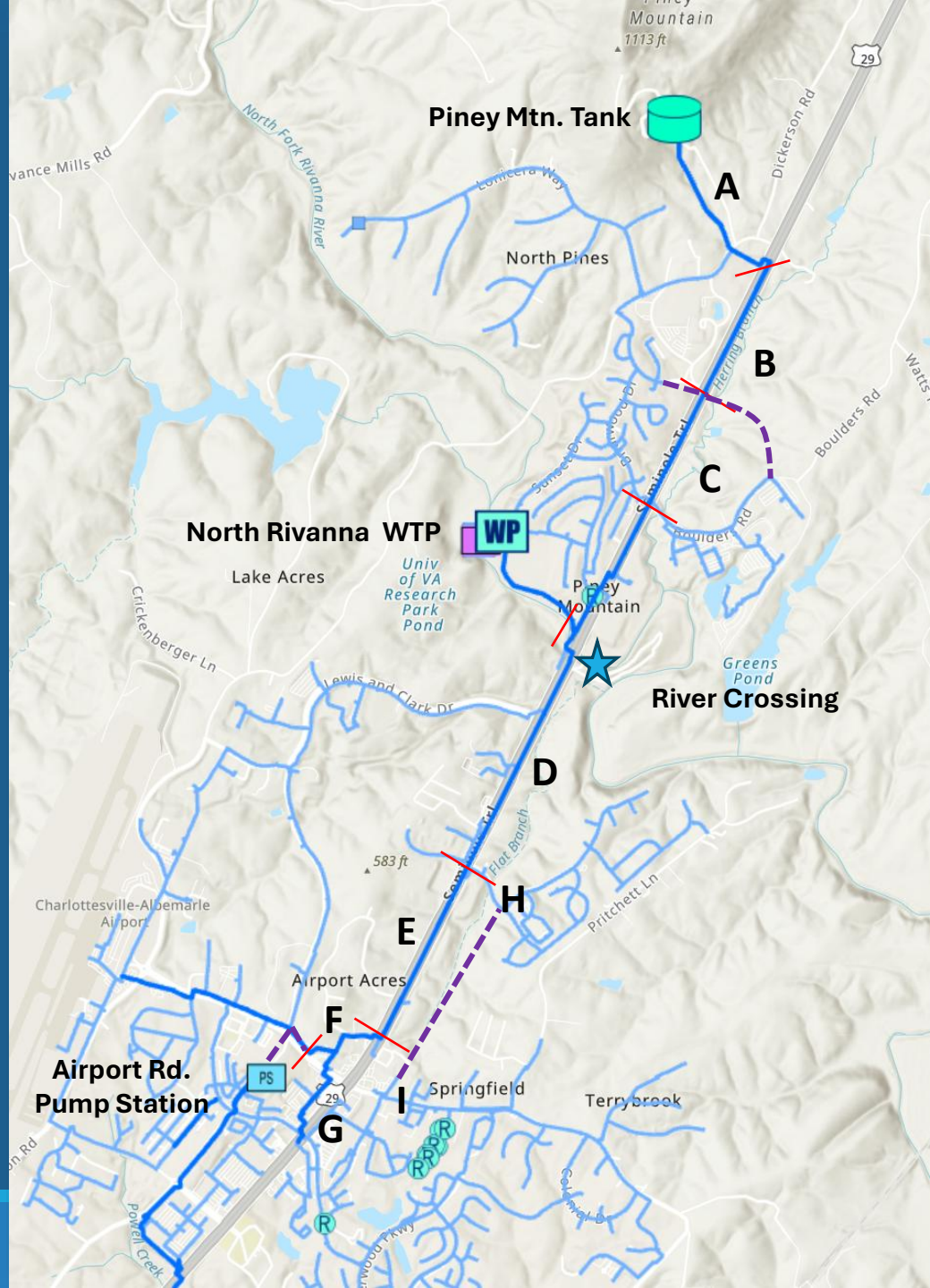

Budget and Schedule

- Preliminary Design Work for the entire Waterline began in January 2026
- Extensive Permit Coordination with VDOT
- Preliminary Alignment
- Detailed River Crossing Investigations

Phase 1	$20.1 M	7,285 lf
Phase 2	$13.1 M	5,883 lf
Phase 3	$6.7 M	4,448 lf
Phase 4	$5.6 M	3,317 lf
Phase 5	$3.4 M	3,077 lf
Total	$48.9 M	24, 010

Phases 1 & 2

August 2026
Final Design Authorized

June 2027
Permitting Complete

July 2027
Finalize Design & Bid Project

October 2027
Pipeline Bid Award

November 2030
Pipeline Construction Complete

QUESTIONS?

Board Action Requested:

Authorize the Executive Director to execute a Service Authorization with Kimley-Horn and Associates, Inc. for an amount up to $1,597,000, to provide final design, permitting, bidding, and construction administration services required to complete the North Rivanna Waterline Replacement and River Crossing Project and any amendments up to 10% of the contract amount.

Reservoir, Drought and Operational Strategies

PRESENTED BY:

DANIEL G. CAMPBELL

DIRECTOR OF OPERATIONS & ENVIRONMENTAL SERVICES

BOARD OF DIRECTORS MEETING

AUGUST 25, 2026

RIVANNA WATER & SEWER AUTHORITY

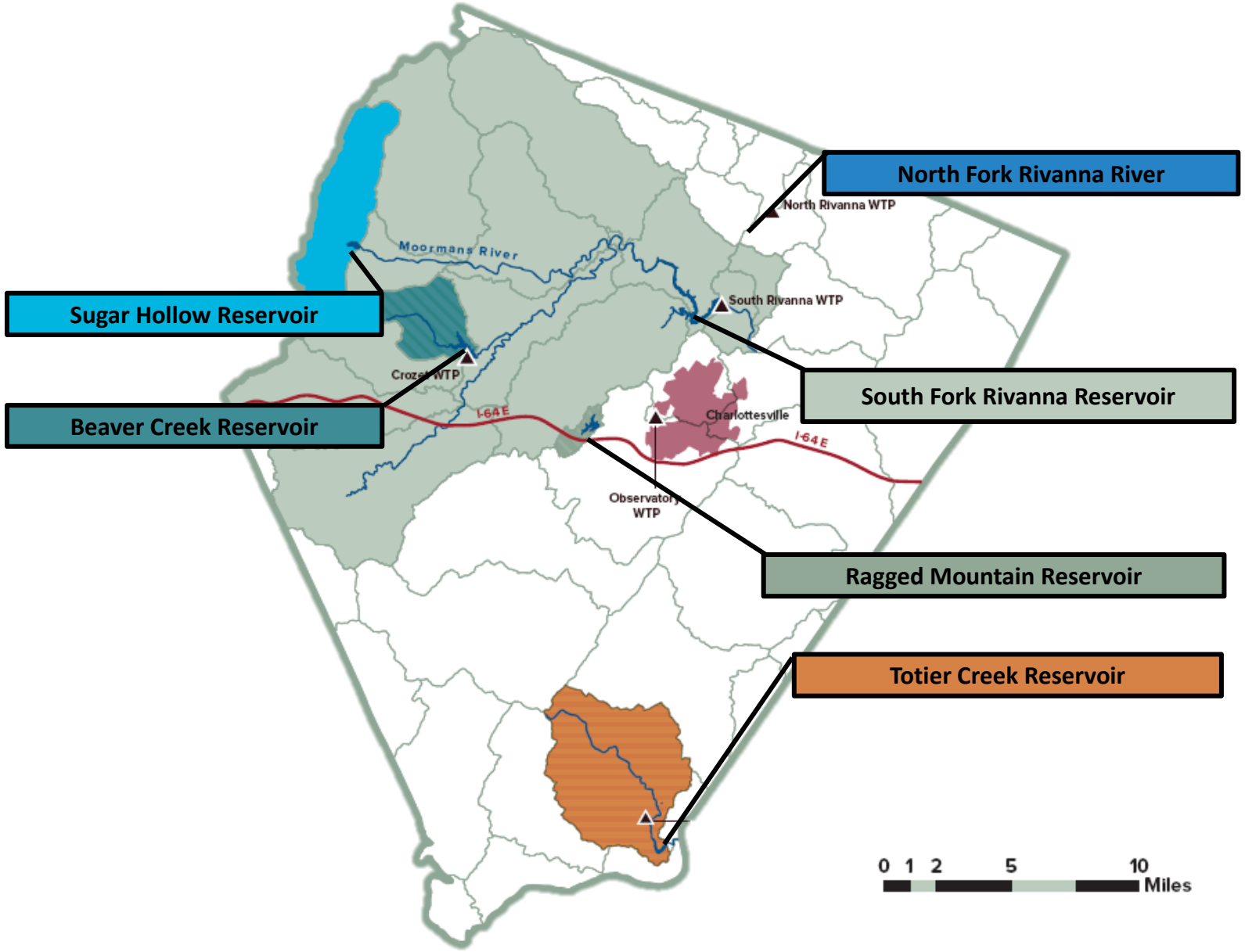

RWSA Water Supplies

<u>Urban Reservoirs</u>
South Rivanna
Ragged Mountain
Sugar Hollow

<u>County Reservoirs</u>
Beaver Creek
Totier Creek

Reservoir Statistics

Reservoir	Volume* (MG)	Surface Area (Acres)	Watershed (Sq Miles)	Watershed land use
South Fork Rivanna	885	366	259	Rural, Farmland, Forest
Ragged Mountain	1,438 **(2,100)***	170	2	Primarily Forested
Sugar Hollow	339	47	18	Forested
Beaver Creek	489	104	10	Rural, Farmland, Forest
Totier Creek	155	66	29	Rural, Farmland, Forest

Data Source*		Next Survey
South Fork Rivanna	2018 Bathymetry	Next Survey for all RWSA reservoirs scheduled for 2028
Ragged Mountain	2018 Bathymetry	
Sugar Hollow	2015 Bathymetry	
Beaver Creek	2016 Bathymetry	

**** Current "Pool Raise" Project enables 700 MG to be added to RMR***

Reservoir Monitoring Program

- Collect data to better understand the biological and chemical processes in our reservoirs to enhance water treatment decisions
  - Established baseline data in 2014
  - South Rivanna, Ragged Mountain, Beaver Creek Reservoirs are sampled twice a month (April-Nov)
  - Totier Creek Reservoir is sampled monthly (June-Aug)

Water Quality Specialist using water quality Sonde

Secchi Disk

Reservoir Monitoring Trends

Beaver Creek

- Stratification/oxygen depletion appeared typical
- Total Phosphorus concentrations were lower than average
- Surface Nitrogen concentrations have been trending lower
- Lower than normal algae activity- potentially due to lower nutrient input from lack of rain

South Fork Rivanna

- Run-of-the-River reservoir with a residence time of 3 days
- Bottom of the reservoir was warmer than normal, similar to the patterns found in 2017, 2018, and 2025
- Warmer water at deeper depths released Phosphorus from bottom sediments
- Algae bloom occurred when the reservoir stopped spilling

Ragged Mountain

- Stratification in early May
- Turnover in late November

South Rivanna Dam

** Data collected from August 2025 through July 2026*

Algae: Why does RWSA treat reservoirs?

Algae can cause operational issues at water treatment plants

- Filter Clogging
- Taste and Odor
- Algal Toxins
- Increased chemical use

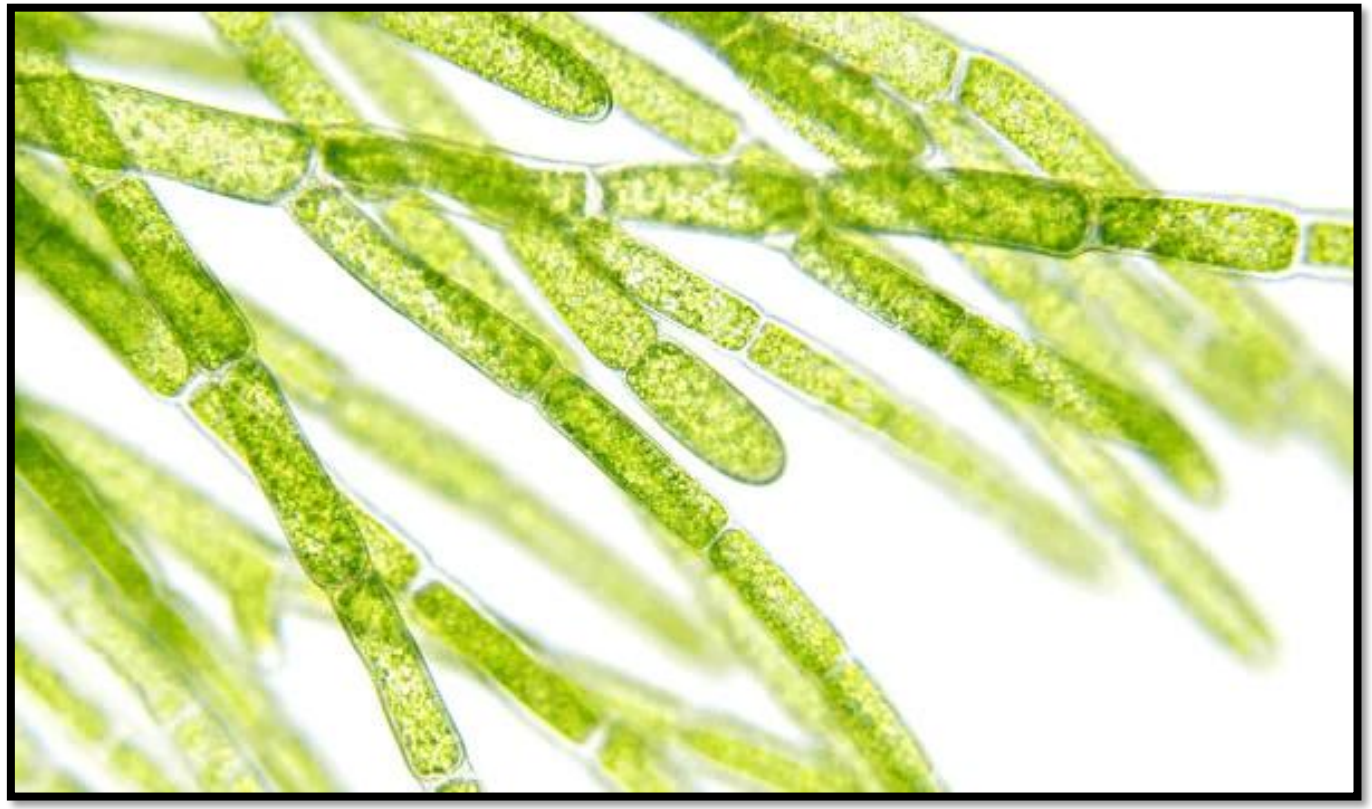

Aphanizomenon – filamentous cyanobacteria (blue-green) algae

Algae & Algal Byproduct Management Plan: Treatment Thresholds

Reservoir	# of cells/mL	Sample sites	Detection Frequency	Algaecides Used
South Rivanna	10,000 (blue-green)	SR1 (If SR2 is above threshold, resample the following week)	two samples at least 7 days apart	copper sulfate
Beaver Creek	5,000 (blue-green)	BC1 BC2	one sampling event	copper sulfate
Ragged Mountain*	5,000 (total) 1,000 Dinobryon	RM1 RM2	one sampling event	copper sulfate

Reservoir Treatments can also be triggered based on operating conditions at the WTP

SeClear

- RWSA uses an engineered copper sulfate product made by SePRO called SeClear
- Product will bind with excess Phosphorus making it unavailable for algal growth
- NSF/ANSI-60* Certified

*National Science Foundation establishes standards for the chemicals that are directly added to drinking water

2025-2026 Algae Treatment Applications

Year	South Rivanna	Beaver Creek	Ragged Mountain	Sugar Hollow	Totier Creek
2025	0	6	2	0	0
2026	1	3	0	0	0

** January 1, 2025 – August 1, 2026*

Algae Treatment Equipment

Watershed Protection

- Coordinate with City and County on land management around reservoirs
  - Recreational access and boat docks
  - Allowable Use and Safety Signage
  - Enforcement of Albemarle County Ordinance

Reservoir Surveillance

Water Operations staff conduct boat surveys:

- Twice a year at Beaver Creek, South Rivanna, and Ragged Mountain
- Inspecting for:
  - Trash
  - Dump sites
  - Illicit discharges
  - Unauthorized water withdrawals
  - Unauthorized Docks (South Rivanna)
  - Invasive aquatic weeds (hydrilla)
  - Potential Water Protection Ordinance violations

- Once a year at Sugar Hollow and Totier Creek

Along Reas Ford Rd – South Rivanna Reservoir

Drought Response and Contingency Plan

- Provides guidance on the 3 drought stages: Watch, Warning, and Emergency
  - Urban System uses South Rivanna Reservoir level and probability forecasts for systemwide storage (SRR, RMR, SHR)
  - OASIS model simulates current system operations over the historic hydrologic record (1925 through 2026)
- RWSA collaborates with the Rivanna Regional Drought Response Committee to assess the appropriate drought stage
  - includes RWSA, ACSA, City, and County representatives

Urban:

Trigger Stage	SFRR Elevation Below Normal Pool (ft)	Usable Storage (%)
Drought Watch	1.0	90.2
Drought Warning	2.0	80.8
Drought Emergency	4.0	63.3

Crozet:

Trigger Stage	Beaver Creek Reservoir Usable Storage (%)
Drought Watch	60
Drought Warning	50
Drought Emergency	40

Operational Strategy

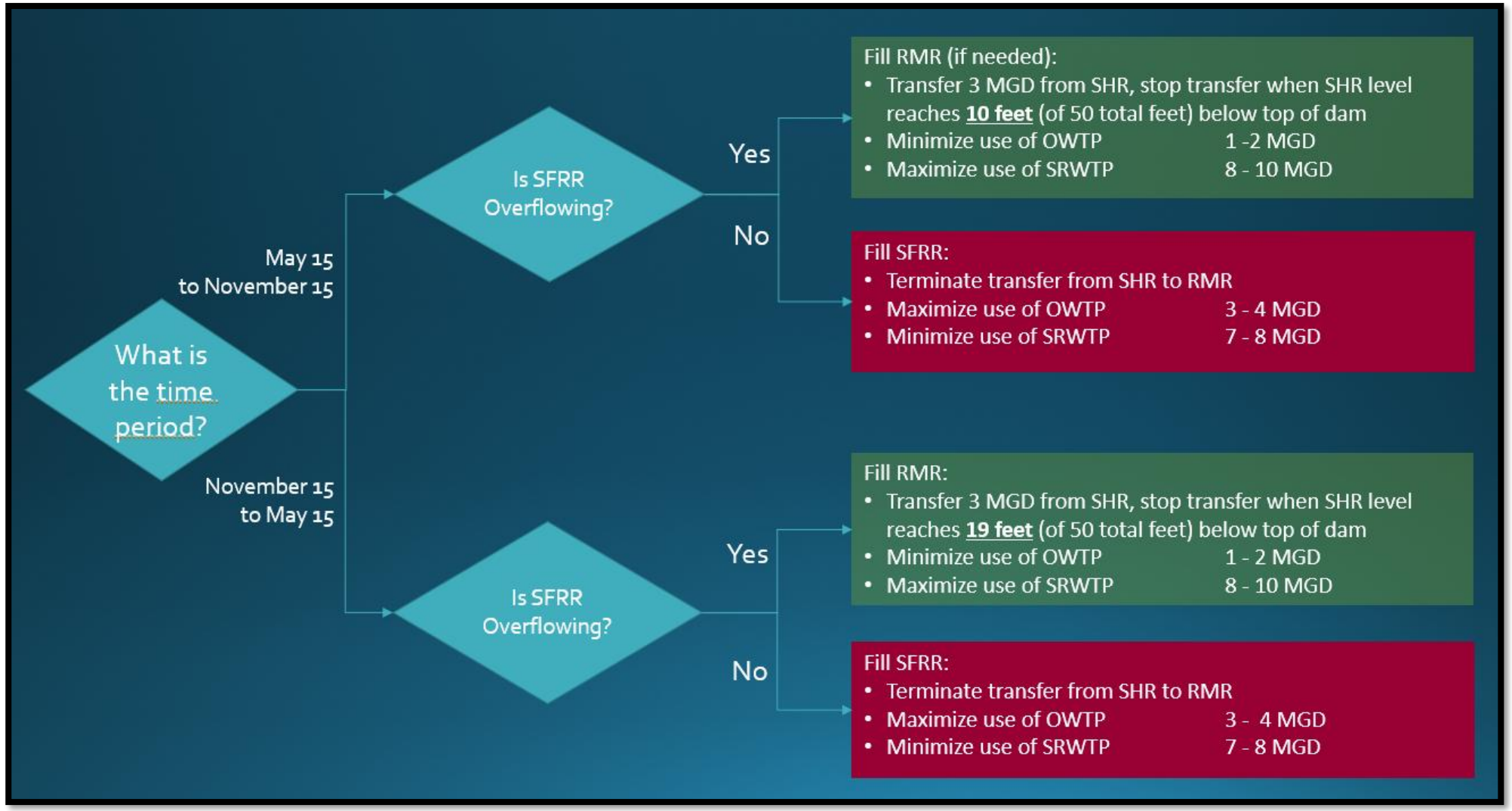

South Rivanna Reservoir Level During Drought Watch

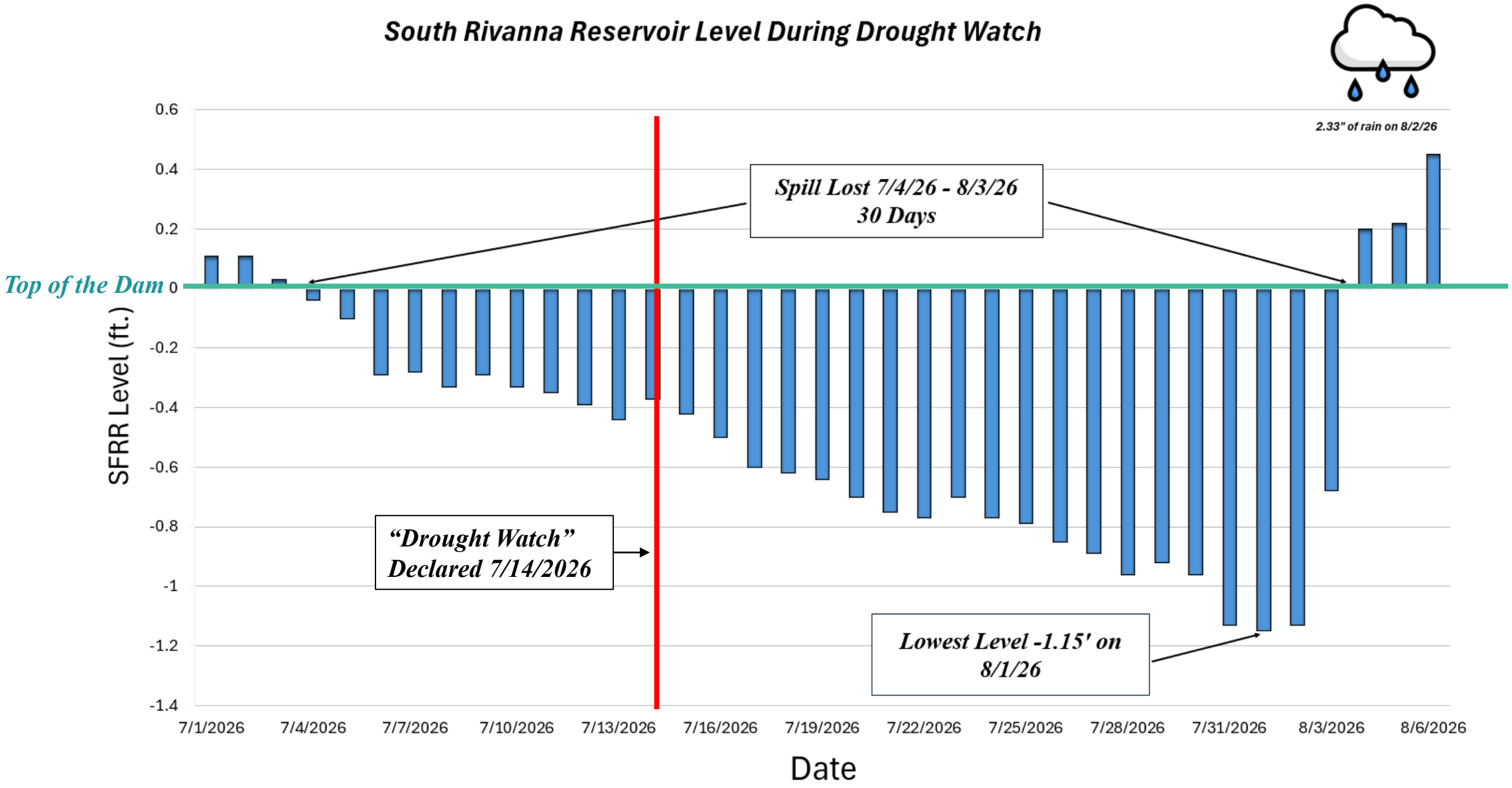



Reservoir Sirens & Signs

- New Louder Siren was installed at Sugar Hollow Reservoir in December 2025
  - Tested Monthly
  - Warning Signs have been installed
- Siren systems and signs planned for all reservoirs

Rivanna Reservoir to Ragged Mtn Reservoir Intake, Pumping and Pipeline Project

- 7 miles of 36-in raw water piping from SRR to Birdwood
- 25 mgd transfer capacity
- Raw water pump station and intake on SRR
- Completion: 2026 – 2030
- Budget: $107 M

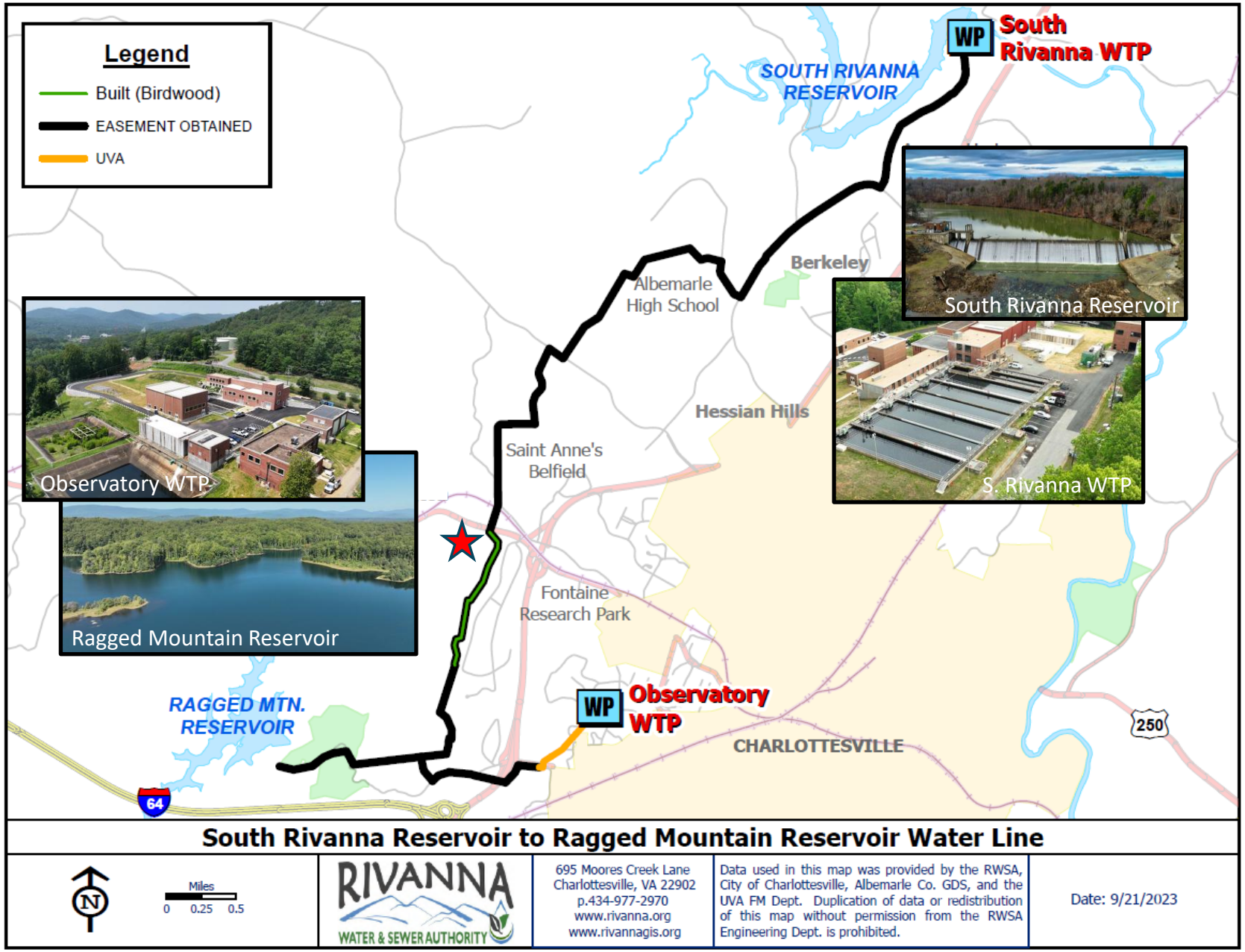

Ragged Mountain Pool Raise and Pump Station

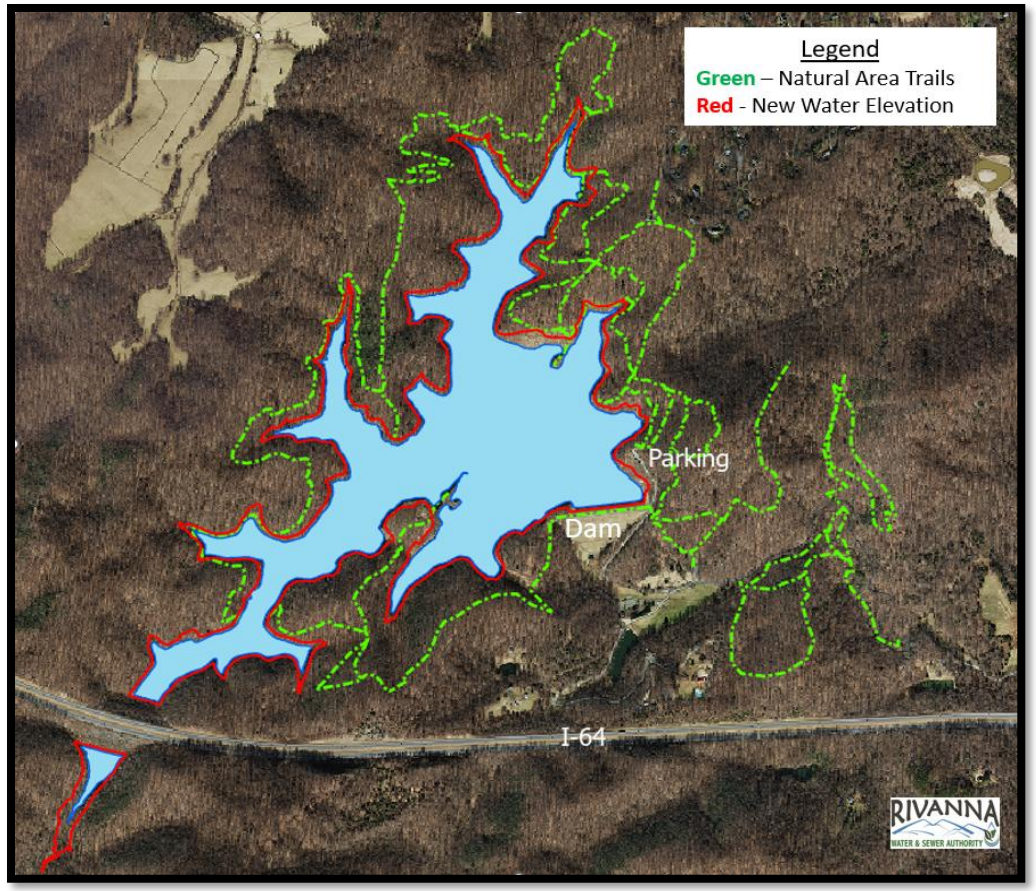

RMR Clearing Overview

Ragged Mountain PS Construction on Reservoir Road

Summary

- RWSA has:
  - Proactive reservoir monitoring that provides data to support water treatment decision-making
  - Active Source Water Protection Program
  - Partnership with the County and City on Water Protection and land use around reservoirs
  - Predictive program to assess reservoir capacities and community water demand every 10 years; next report in 2030

Questions?
Ragged Mountain Reservoir

Laboratory Facilities and Resources

RIVANNA
WATER & SEWER AUTHORITY

PRESENTED BY:

MADISON KELLY, LABORATORY MANAGER

TO THE: RWSA BOARD OF DIRECTORS

AUGUST 25, 2026

RWSA Laboratory at 1216 Harris Street

Laboratory Staff



Chemists: Debra Hoyt, Bonnie Eveleth, Madison Kelly, Peter Jasiurkowski

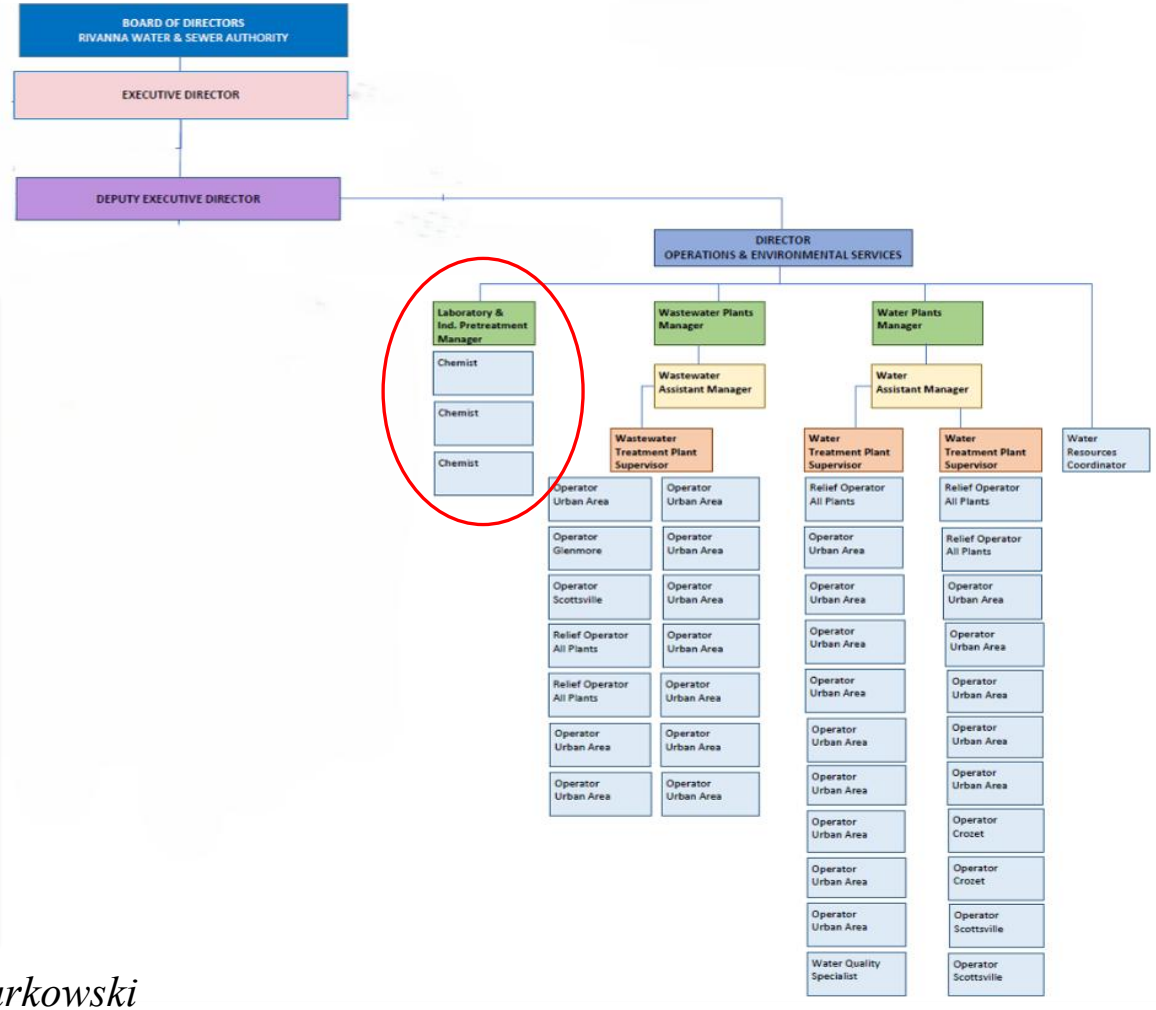

Laboratory Services

Drinking Water

- DEQ & VDH Compliance testing & Reporting
- Distribution water quality monitoring
- Data driven operational guidance & process optimization

Wastewater

- DEQ Compliance testing
- Data driven operational guidance & process optimization
- Industrial pretreatment program

Environmental and Public Health Monitoring

- Reservoir Nutrient Monitoring
- Glenmore & Farmington Sediment data collection

Quality Assurance

- DCLS Certified & VELAP accredited
- Annual Proficiency Testing
- SOPs
- IDC & DOC training for operators and sample collectors
- QA/QC

The laboratory provides analytical data that supports regulatory compliance, operations decision-making, and protection of environmental and public health.

RWSA Lab At A Glance

15,000+
Analyses Performed Annually
Across water, wastewater, and environmental monitoring programs.

8,500+
Samples Received Annually
From Treatment Plants, distribution system, and reservoirs

13 Certified Analytes
6 drinking water analytes
7 wastewater analytes

100% compliance record
No regulatory violations or reportable events in the last year

Average Number of Monthly Samples

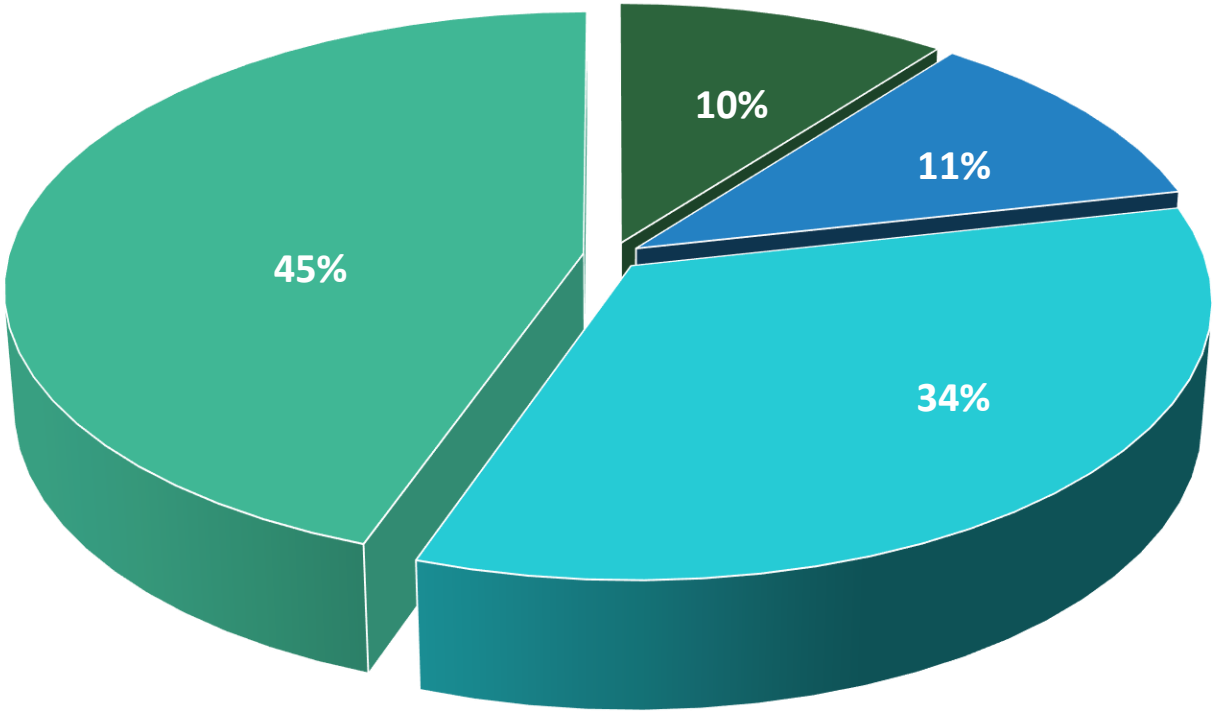

	Water Quality	576
	Water Compliance	437
	Wastewater Monitoring	143
	Wastewater Compliance	135
Total		**Approx. 1290**



TOC Autoanalyzer

pH & Alkalinity

AA Flame-Metals

Equipment-Water

CBOD/BOD


Ammonia Probe & Meter

Solids & Incubators



NOX Seal Autoanalyzer

Phosphorus Photospectrometer

Equipment-Wastewater

FY26 Equipment upgrades

Optical BOD probe

✓Purchased

- Less consumable equipment
- More accurate calibration & data

New Autoclave

✓Purchased

- Installation pending removal of old equipment in leased building

Analytical Balance

✓Quotes secured

Suspended Solids Oven

Distillation Unit

Dishwashers (2)

Optimization

Laboratory Information Management System

Identified Opportunities

Fall 2025

Vendor Evaluation

Winter 2025

Implementation

Spring 2026

QBench

QBench

What does it do?

- Standardizes workflow
- Sample tracking
- Traceability capability
- Strengthened data integrity

CURRENT	FUTURE
Multiple handwritten logbooks	Electronic sample logging & tracking
Highly configurable, error prone excel QC/QA	Automated QC/QA functions, no configurability
Data entered into multiple places	One point data entry & Equipment interface ability
Manually entered reports	Automated configured regulatory reports

Laboratory Department Budget ~FY 2027~

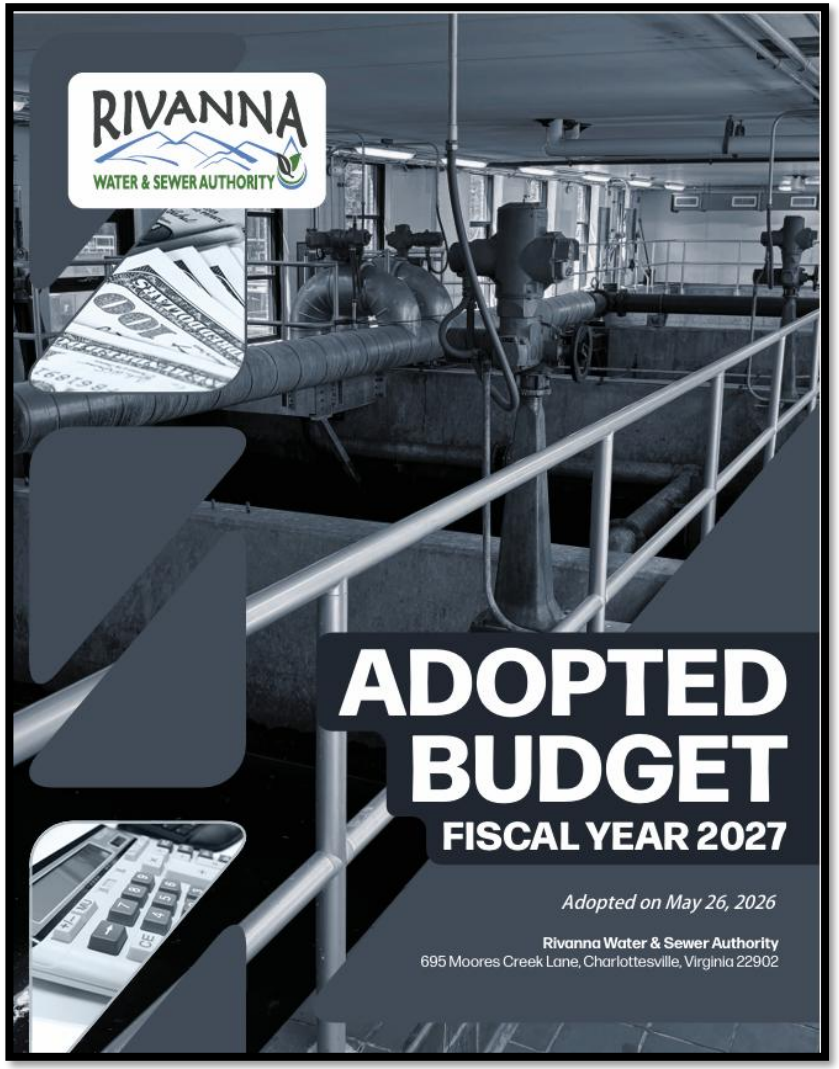

Budget: $804,927

- **$554,030** - Personnel
- **$156,475** - Operations Maintenance
- **$57,900** - Equipment Replacements
- **$28,772** - IT
- **$3,950** - Professional Services
- **$2,300** - Office Supplies
- **$1,500** - Other Services and Charges

Looking Ahead

- Complete QBench implementation
- Continue workflow improvements & evaluate further lab optimizations
- Support emerging monitoring needs
  - UCMR 6-unregulated contaminants monitoring rule
  - PFAS-poly/perfluoroalkyl substances
  - Industrial discharges and pretreatment programs

Questions?